



राष्ट्रीय परीक्षा एजेंसी
National Testing Agency
Excellence in Assessment

NCHM JEE

National Council for Hotel Management
Joint Entrance Examination-2023



INFORMATION
BULLETIN

2023

www.nta.ac.in

nchmjee.nta.nic.in

NATIONAL TESTING AGENCY

Vision

The right candidates joining best institutions will give India her demographic dividend.

Mission

To improve equity and quality in education by administering research based valid, reliable, efficient, transparent, fair and international level assessments. The best subject matter experts, psychometricians and IT delivery and security professionals will ensure that the current gaps in existing assessment systems are properly identified and bridged.

Core Values

NTA will create a system which will promote teaching (by teachers), learning (by students) and assessment (by parents and institutions). NTA strongly believes in quality, efficiency, effectiveness, equity and security of assessments. To practice these values, NTA will constantly engage with its stakeholders, viz. students, parents, teachers, experts and partner institutions.

INDEX

IMPORTANT INFORMATION AND DATES AT A GLANCE.....	5
Introduction.....	8
1. About National Testing Agency (NTA)	8
2. About National Council for Hotel Management and Catering Technology (NCHMCT). 8	
3. National Council for Hotel Management Joint Entrance Examination (NCHM JEE) - 2023	9
4. Scheme of Examination	9
5. Eligibility Criteria for NCHM JEE-2023	10
6. Reservations.....	11
7. Provisions relating to Persons with Disability (PwD):.....	12
8. Facilities for PwD candidates to appear in the exam	13
9. Choice of Cities for Exam Centre	15
10. General Instructions.....	15
11. Instructions for filling online Application Form	15
12. Admit Card for NCHM JEE-2023.....	20
13. Computer Based Test (CBT) Guidelines	21
14. Conduct of the Examination	21
15. Caution Notice & Non-Disclosure Agreement (India).....	23
16. Unfair Means Practices and Breach of Examination Rules.....	24
17. Display of Recorded Responses	24
18. Display of Provisional Answer Key for Challenges	25
19. Declaration of Results.....	25
20. Query Redressal System	25
21. Correspondence with NTA.....	26
22. Common Services Centres/Facilitation Centres (Annexure-VII)	26
23. Weeding Out Rules.....	26
24. Legal Jurisdiction	26
Annexure -I	27
Payment of Exam Fee - Procedure/ Mode / Service Provider(s) and Services Charges ..	27
Annexure-II	29
List of Affiliated Institutes of Hotel Management	29
Annexure -III	32
Certificate regarding physical limitation to write in an examination.....	32
Annexure-IV	33
Letter of Undertaking for Using Own Scribe.....	33

Annexure -V	34
List of Examination Cities for NCHM JEE-2023	34
Annexure – VI	37
Computer Based Test (CBT)	37
Annexure-VII	43
Common Services Centres/Facilitation Centres.....	43
Annexure-VIII	44
Replica of Application Form	44
Annexure -IX.....	56
Certificate for person with specified disability covered under the definition of Section 2 (s) of the RPwD Act, 2016 but not covered under the definition of Section 2(r) of the said Act, i.e. persons having less than 40% disability and having difficulty in writing.....	56
Annexure-X.....	57
Letter of Undertaking by the person with specified disability covered under the definition of Section 2 (s) of the RPwD Act, 2016 but not covered under the definition of Section 2(r) of the said Act, i.e. persons having less than 40% disability and having difficulty in writing .	57

IMPORTANT INFORMATION AND DATES AT A GLANCE

(Please refer to Information Bulletin for details)

Dates, Fee Details and Application Procedure:

Online registration and submission of Application Form (complete in all respect) through NTA Website: https://nchmjee.nta.nic.in	02.02.2023 to 27.04.2023 (Upto 05.00 PM)
Last date for successful transaction of Examination fee (through Credit Card / Debit Card / Net Banking / UPI / Wallet upto 11:50 pm)	27 th April, 2023 (11:50 P.M.)

Fee Payable for NCHM JEE – 2023 (Canara Bank Payment Gateway through Credit Card / Debit Card (except Master/Visa Card) / Net-Banking / UPI / Wallet)	
General (UR)/ OBC-(NCL) as per Central List	Rs. 1,000/-
Gen-EWS	Rs. 700/-
Scheduled Caste (SC) / Scheduled Tribes (ST) / PwD	Rs. 450/-
Third Gender	Rs. 450/-
Applicable service / processing charges & GST over and above the Examination Fee, are to be paid by the candidate to the concerned Bank / Payment Gateway Integrator (For details, Annexure-I may be referred to)	

Correction in the Particulars of Application Form Online only	28.04.2023 to 30.04.2023
Downloading of Admit Card by the Candidate from NTA Website	To be announced on the Website
Mode of Exam	Computer Based Test (CBT)
Pattern of Exam	Objective Type Exam comprises Multiple Choice Questions
Duration of Examination	180 minutes (3.00 hours)
Timing of Examination	09:00 AM to 12:00 PM
Exam Centre	As indicated on the Admit Card
Date of Examination	14.05.2023
Display of Recorded Responses and Provisional Answer Keys on the Website for inviting challenge(s) from interested candidates.	To be announced later through website
Declaration of Result on NTA Website	To be announced later through website
Website	https://nchmjee.nta.nic.in/ / www.nta.ac.in

1. Candidate must read carefully the Instructions (including how to fill up Application Form online) given in the Information Bulletin available on the NTA Website. Candidates not complying with the Instructions shall be summarily disqualified.
2. Candidate can apply for **NCHM JEE 2023 through “Online” mode only. The Application Form in any other mode will not be accepted.**
3. **Only one application is to be submitted by a candidate. More than one application i.e. multiple Application Forms submitted by a candidate will not be accepted.**
4. **Instructions for filling Online Application Form:**
 - ❖ Download Information Bulletin and Replica of Application Form. Read these carefully to ensure your eligibility.
 - ❖ **Follow the steps given below to Apply Online:**
Step-1: Register for Online Registration using your own Email ID and Mobile No. and note down system generated Application Number. Complete the Online Application Form and note down the system generated Application Number.

Step-2: Upload legible scanned images of: (i) a recent photograph (in jpg file, size 10Kb-200Kb) either in colour or black & white with 80% face (without mask) visible including ears against white background; (ii) candidate's signature (file size: 4kb-30kb); (iii) PwD Certificate (file size 50 kb-300 kb in PDF form) (iv) Category Certificate, if applicable (SC/ ST/ OBC/ EWS etc.) (file size: 50KB to 300KB)

Step-3: Pay fee using the **Payment Gateway integrated to the Online Application through Debit Card / Credit Card / Net Banking / UPI / Wallet** and keep proof of fee paid.

All the 3 Steps can be done together or at separate timings.

5. After (successful completion of Step-3, Confirmation Page of the Application Form, should be downloaded and a printout of the same may be retained for future reference. The Confirmation Page of the online Application Form could be generated **only after successful payment by the Candidate.**

In case the Confirmation Page is not generated after payment of prescribed Fee, then the candidate should approach the concerned Bank/Payment Gateway integrator (in the helpline number and email given in **Annexure-I** of the Information Bulletin), for ensuring the successful payment.

In spite of above, if successful transaction is not reflected on the Portal, the candidate may contact NTA Helpline. If the payment issue is still not resolved, the candidate may pay second time.

However, any duplicate payment received from the candidate by NTA in course of said transactions will be refunded through the same payment mode through which the duplicate payment is received, after fee reconciliation by NTA.

6. Information such as his/ her name, contact details / address, category, PwD status, educational qualification details, date of birth, choice of exam cities, etc. provided by the candidate in the online Application Form will be treated as final. Any request for change in such particulars after the closure of correction period will not be considered by NTA.
7. *NTA does not edit/modify/alter any information entered by the candidate under any circumstances. Any request for change in information will not be entertained. Therefore, candidates are advised to exercise utmost caution for filling up correct details in the Application Form.*
8. *Candidates must ensure that their email address and mobile number to be registered in their online Application Form are their own, as relevant/ important information/ communication will be sent by NTA through e-mail on the registered e-mail address and/or through SMS on registered mobile number only. NTA shall not be responsible for any non-communication/ mis-communication with a candidate in the email address or mobile number given by him/ her other than his/ her own.*
9. *NTA disclaims any liability that may cause due to incorrect information provided by the candidate in his/her online Application Form.*
10. Candidates must ensure that their email address and mobile number to be registered **in** their online Application Form are their own, as relevant/important information/ communication will be sent by NTA through e-mail on the registered e-mail address and / or through SMS on registered mobile number only. NTA shall not be responsible for any non-communication / mis-communication with a candidate in the email address or mobile number given by him/her other than his/her own.
11. Candidates are advised to visit the NTA Website and check their e-mails regularly for latest updates.

12. Candidates shall appear in the exam at their own cost at the Examination Centre on the Date / Shift and time indicated on their respective Admit Cards which would be issued by the NTA in due course through its Website.

Note:

- i. *The final submission of Online Application Form will remain incomplete if Step-3 is not complete. Such forms will stand rejected and no correspondence on this account will be entertained.*
- ii. *No request for refund of fee once remitted by the candidate will be entertained by NTA under any circumstances.*
- iii. *The entire application process for **NCHM JEE 2023** is online, including uploading of scanned images, payment of fees, and printing of confirmation page, admit card, etc. **Therefore, candidates are not required to send/submit any document(s) including confirmation page to NTA through Post/ Fax/WhatsApp/Email/by Hand.***
- iv. *Usage of Data and Information: NTA/Government of India can use the data provided by the End Users (test taker in this case) for internal purpose(s) including training, research and development, analysis and other permissible purpose(s). However, this information is not for use by any third party or private agency for any other use.*

Brief Advisory regarding COVID-19 Pandemic:

Candidates are advised to carry only the following with them into the Examination venue:

- a) Admit Card along with Self Declaration (Undertaking) downloaded from the NTA Website (a clear printout on A4 size paper) duly filled in.
- b) A simple transparent Ball Point Pen.
- c) Additional photograph, to be pasted on Attendance Sheet
- d) Personal hand sanitizer (50 ml).
- e) Personal transparent water bottle.
- f) Sugar tablets/fruits (like banana/apple/orange) in case the candidate is diabetic.

Note:

1. In case it is found at any time in future that the Candidate has used / uploaded the photograph and signature of someone else in his/ her Application Form / Admit Card or he/she has tampered his/her Admit Card / result, these acts of the candidate shall be treated as Unfair Means (UFM) Practices on his/her part and he/she shall be proceeded with the actions as contemplated under the provisions of the Information Bulletin relating to Unfair Means Practices.
2. Candidates are NOT allowed to carry Instruments, Geometry or Pencil box, Handbag, Purse, any kind of Paper/ Stationery/ Textual material (printed or written material), Eatables (loose or packed), Mobile Phone/ Earphone/ Microphone/ Pager, Calculator, DocuPen, Slide Rules, Log Tables, Camera, Tape Recorder, Electronic Watches with facilities of calculator, any metallic item or electronic gadgets/ devices in the Examination Hall/Room. Smoking, chewing gutka, spitting etc. in the Examination Room/Hall is strictly prohibited
3. If any candidate is in possession of any of the above item, his/ her candidature will be treated as unfair means and lead to cancellation of the current Examination & also debar the candidate for future examination(s) & the material will be seized.
4. **Corrections sent by the candidate through Post/ Fax/WhatsApp/Email/by Hand will not be entertained by NTA.**

National Council for Hotel Management and Catering Technology (NCHM & CT)

For Academic Session 2023-24

Introduction

1. About National Testing Agency (NTA)

The Ministry of Human Resource Development (MHRD), which is now known as Ministry of Education (MoE), Government of India (GOI) has established the National Testing Agency (NTA) as an independent, autonomous, and self-sustained premier testing organization under the Societies Registration Act (1860) for conducting efficient, transparent and international standards tests in order to assess the competency of candidates for admissions to premier higher education institutions.

The National Testing Agency (NTA) has been entrusted by the National Council for Hotel Management and Catering Technology (NCHMCT), an Autonomous Body of the Ministry of Tourism, Government of India, with the task of conducting the National Council for Hotel Management Joint Entrance Examination (NCHM JEE) w.e.f. 2019.

2. About National Council for Hotel Management and Catering Technology (NCHMCT)

National Council for Hotel Management & Catering Technology, has been set up in 1982 as an Autonomous Body under the Ministry of Tourism, to centrally run and regulate academics for B.Sc. Hospitality & Hotel Administration and ten other structured courses of study that are imparted at the affiliated 21 Central Institutes of Hotel Management, 28 State Government Institutes of Hotel Management, 01 Public Sector Undertaking and 25 Private Institutes of Hotel Management.

The Institutes run/controlled/regulated/affiliated to NCHMCT (**Annexure-II**) follow standardised course curricula prescribed by it for different professional programs. Quality of education and training provided by the Institutes help students to emerge as professionally qualified personnel for hospitality and other allied service sectors. The Council has till date trained more than one lakh Hospitality Managers, Executives and other operational personnel. Its alumni from affiliated Institutes occupy key positions in the hospitality industry as well as in allied industry both in India and abroad for coordinated growth and development of hospitality management education in the country.

Through the Council, these institutes offer 11 (eleven) different professional programs leading to award of Certificate, Diploma, Post Graduate Diploma, Bachelor and Master Degree.

3. National Council for Hotel Management Joint Entrance Examination (NCHM JEE) -2023

- 3.1 The B.Sc. (Hospitality & Hotel Administration) Programme at its affiliated Institutes (**Annexure-II**), is offered by the National Council for Hotel Management and recognised by JNU.
- 3.2 The Three-Year (Six Semester) course equips students with all the required skills, knowledge and attitude to efficiently discharge supervisory responsibilities in the Hospitality sector. As per NEP 2020, there will be a 4th year option for the students to get an Honours Degree.
- 3.3 The program involves in-depth laboratory work for students to acquire required knowledge and skill standards in the operational areas of Food Production, Food & Beverage Service, Front Office Operation and House Keeping. It also provides managerial inputs in Hotel Accountancy, Food Safety & Quality, Human Resource Management, Facility Planning, Financial Management, Strategic Management, Tourism Marketing and Management.
- 3.4 Admission to the above Course is through the NCHM JEE only. The Score of NCHM JEE is accepted by all the affiliated Institutes for admission to the B.Sc. (HHA) Course in their respective Institutes.

4. Scheme of Examination

4.1 Pattern of Examination

Type of questions (MCQ)	No. of Questions
Numerical Ability and Analytical Aptitude	30
Reasoning and Logical Deduction	30
General Knowledge & Current Affairs	30
English Language	60
Aptitude for Service Sector	50
Total	200

4.2 Medium of Question Paper:

- i) The medium of **Question Paper shall be in English & Hindi only.**
- ii) Option of medium of Question Paper should be carefully chosen by the Candidate, while filling the Application Form online. The option once exercised cannot be changed.
- iii) In case of any ambiguity in translation/construction of a question in the exam, its English version shall be treated as final and the decision of NTA shall be final in this regard.

4.3 Marking Scheme:

- i) Each question carries 04 (four) marks.
- ii) For each correct response, candidate will get 04 (four) marks.
- iii) For each incorrect response, 01 (one) mark will be deducted from the total score.
- iv) Un-answered/un-attempted will be given Zero (0) mark.
- v) To answer a question, the candidate needs to choose one option as correct option.
- vi) However, after the process of Challenges of the Answer Key, in case there are multiple correct options or change in key, only those candidates who have attempted it correctly as per the revised Answer key will be awarded marks.
- vii) If none of the options is correct/Question is found to be wrong – Question to be dropped and the number of questions in the paper would stand reduced and the paper would be deemed to comprise the balance questions which are correct and percent equivalence will be established based on the remaining correct questions.

5. Eligibility Criteria for NCHM JEE-2023

5.1 Eligibility requirements:

- 5.1.1 A candidate should have passed 10+2 system of Senior Secondary Examination or its equivalent with English as one of the subjects, from a recognized Educational Board. Candidate must have passed English as a subject of study (core/elective/functional) in the qualifying examination.
- 5.1.2 Those appearing in 10+2 or equivalent examination can also appear in NCHM JEE 2023 on provisional basis. Provisional admission will stand cancelled if proof of having passed the qualifying examination (10+2 or its equivalent) is not submitted at the time of counselling or at the time of admission or latest by 30.09.2023
- 5.1.3 The offer of admission is subject to verification of original certificates / documents, including category certificate and PwD certificate (wherever applicable) at the time of admission. If any candidate is found ineligible at a later date even after admission to an Institute, due to the inability to produce genuine certificate in original in support of passing 10+2 or equivalent examination and fulfillment of age criteria and category certificate or PwD certificate (wherever applicable), his/her admission will stand cancelled.

5.2 List of examinations equivalent to 10+2:

- 5.2.1 Plus two level examination in the 10+2 pattern of Senior Secondary education of any recognized Central/State Board, such as Central Board of Secondary Education and Council for Indian School Certificate Examination or State Boards of Secondary Education.
- 5.2.2 Intermediate or two-year Pre-University Examination conducted by a recognized Board/ University.
- 5.2.3 General Certificate Education (GCE) Examination (London/Cambridge/Sri Lanka) at the Advanced (A) level.

- 5.2.4 High School Certificate Examination of the Cambridge University.
- 5.2.5 Any Public School / Board / University Examination in India or in a foreign country recognized by the Council of Boards of School Education (COBSE) / Association of Indian Universities (AIU) as equivalent to 10+2 pattern of Senior Secondary Education.
- 5.2.6 Senior Secondary School Examination conducted by National Institute of Open Schooling (NIOS) as well as State Board of Open Schooling with a minimum of five subjects including English as one of the Subjects.
- 5.2.7 H.S.C. Vocational Examination approved by NCVT and SCVT of concerned State/UT.

5.3 Age Limit

There is no age restriction for appearing in NCHMJEE as per the New Education Policy. As such, candidate of any age who fulfills the other eligibility criteria (as stated in clause 5.1 and 5.2 above) can apply.

5.4 PHYSICAL FITNESS

All qualified candidates will have to submit a physical fitness certificate **of carrying out practical claims as required in course** at the time of admission from a Registered Medical Practitioner in the prescribed format.

6. Reservations

- 6.1 In the case of Institutes run by the Central Government, the reservation would be applicable as mentioned below:
 - (i) **15%** of the seats **Scheduled Castes (SC)** candidates
 - (ii) **7.5%** seats for **Scheduled Tribes (ST)** candidates
 - (iii) **27%** seats for **Other Backward Classes (OBC) Non-Creamy Layer (NCL)** candidates as per the Central List*
 - (iv) **10%** of the seats for **General Economically Weaker Sections (General - EWS)** candidates
- 6.2 Each category will have 5% reservations for the candidates with 40% or more disability as defined in Section 2 (r) and 2(zc) of Persons with Disabilities (RPwD) Act, 2016. However, the candidate able to carry out all required practical's as prescribed in the courses as mentioned as given below:

Practical to be carried by a student during the course duration:

- Cutting/ Chopping of all vegetables and other items prior to cooking;
- Cooking of four items in each practical classes in the Basic Training Kitchen and Advance Training kitchen;
- Cooking of Indian menu for lunch at bulk quantity as part of the team member;
- All work in bakery and confectionary section;
- Service of Food and Beverages, flammable in the Training Restaurants;
- Flower arrangement, Bed making, cleaning, stain removing, washing (in machine), Ironing and use of calendaring machine, floor moping handling of vacuum cleaner, handling of floor cleaning / polishing machine etc.;
- Computer operation, Rooms reservation through dedicated software.

- 6.3 It has been decided to reserve one seat, on super numerary basis, for the wards of Kashmiri Migrants and Kashmiri Pandits / Kashmiri Hindu Families (Non-Migrants) residing in Kashmir Valley, in each Central Institute in accordance with Govt. guidelines. Such Applicants shall have to qualify the NCHM JEE 2023. Kashmiri Pandits /Kashmiri Hindu Families (Non-Migrants) residing in Kashmir Valley are required to upload their domicile certificate, online, while applying, in the space provided for uploading Category Certificate. Kashmiri migrants are required to upload the migration certificate, while applying, in the space provided for uploading Category Certificate. Candidates registered with different State Govt. should produce proof of registration in original at the time of Counselling and at the time of admission to the Institute(s) concerned.
- 6.4 In the case of the Institutes run/aided/recognized by State Governments, the reservation policy of the respective State Governments shall be applicable.

Notes:

1. The benefit of reservation for admission to Central Educational Institutions (CEIs) shall be given only to those classes/castes/tribes which are in the respective Central List published by the Government of India from time to time.
2. *Other Backward Classes - Non-Creamy Layer (OBC–NCL) are as per the Central list of Other Backward Classes available on National Commission for Backward Classes (NCBC), Government of India website www.ncbc.nic.in Thus, the candidates falling in this list may mention OBC in the Category Column. State list OBC Candidates who are not in OBC-NCL (Central List) must not choose OBC-NCL.*
3. **Economically Weaker Section (EWS)** - This provision would be regulated as per the OM No. 20013/01/2018-BC-II dated 17 January 2019 issued by the Ministry of Social Justice and Empowerment and the OM No. 12-4/2019-U1 dated 17 January 2019 as well as the Letter No AF 33(2)/2019-20/NC dated 27.03.2019 of NCHMCT regarding implementation of reservation for Economically Weaker Section (EWS) for admission in Central Educational Institutions (CEIs).

7 Provisions relating to Persons with Disability (PwD):

- 7.1 *As per Section 2(t) of the RPwD Act, “Persons with Disability (PwD)” means a person with long term physical, mental, intellectual, or sensory impairment which, in interaction with barriers, hinders his full and effective participation in society equally with others.*
- 7.2 According to Section 2(r) of the RPwD Act, 2016, “**persons with benchmark disabilities**” means **a person with not less than forty percent (40%) of a specified disability** where specified disability has not been defined in measurable terms and includes a person with disability where specified disability has been defined in measurable terms, as certified by the certifying authority.

7.3 The “**specified disabilities**”, which are included in the Schedule of the RPwD Act, are as follows:

S. No.	Category	Type of Disability	Specified Disability
1.	Physical Disability	Locomotor Disability	a. Leprosy cured person, b. cerebral palsy, c. dwarfism, d. muscular dystrophy, e. acid attack victims.
		Visual Impairment	a. blindness, b. low vision
		Hearing Impairment	a. deaf, b. hard of hearing
		Speech & Language Disability	Permanent disability arising out of conditions such as laryngectomy or aphasia affecting one or more components of speech and language due to organic or neurological causes.
2.	Intellectual Disability		a. specific learning disabilities/perceptual disabilities: Dyslexia, Dysgraphia, Dyscalculia, Dyspraxia & Developmental Aphasia) b. autism spectrum disorder
3.	Mental Behaviour		a. mental illness
4.	Disability caused due to	i. Chronic Neurological Conditions	a. multiple sclerosis b. Parkinson’s disease
		ii. Blood disorder	a. Haemophilia, b. Thalassemia, c. Sickle cell disease
5.	Multiple Disabilities		More than one of the above specified disabilities including deaf blindness

8. Facilities for PwD candidates to appear in the exam

As per the guidelines issued by the Department of Empowerment of Persons with Disabilities (Divyangjan) under Ministry of Social Justice & Empowerment issued from time to time on the subject: “Written Examination for Persons with Benchmark Disabilities”, A candidate with one of the benchmark disabilities [as defined in Section 2(r) of RPwD Act, 2016], holding a Disability Certificate in the format prescribed in **Annexure-III**, is entitled to the following facilities:

- a. Scribe shall be given, if so desired by a person with benchmark disabilities in the category of blindness, locomotor disability (Both Arms affected-BA) and cerebral palsy.
- b. The facility of Scribe, in case he/she has a physical limitation and a scribe is essential to write the examination on his/her behalf, being so certified in the aforesaid format by a CMO/Civil Surgeon/ Medical Superintendent of a Government Health Care Institution, will be provided.
- c. Compensatory time of not less than 20 minutes per hour of examination will be provided. If the examination is of 03 hours duration, the compensatory time shall be 01 hour. In case the duration of the examination is less or more than 03 hours, the compensatory time shall be on pro rata basis.

- d. The compensatory time will be given to a candidate with benchmark disabilities, whether such candidate uses the facility of Scribe or not. Services of a Scribe As per the office memorandum of the Ministry of Social Justice and Empowerment (Reference: F. No. 34-02/2015-DD-III dated August 29, 2018), the PwD candidates who are visually impaired OR dyslexic (severe) OR have a disability in the upper limbs OR have lost fingers/hands thereby preventing them from properly operating the Computer Based Test platform may avail the services of a scribe (amanuensis).
- e. The scribe will help the Candidate in reading the questions and/or keying in the answers as per the directions of the Candidate.
- f. A scribe will NEITHER explain the questions NOR suggest any solutions. PwBD candidates who desire to avail the services of a scribe need to opt for this during the online registration.
- g. A copy of the PwBD certificate must be uploaded at the time of online registration. The formats for the PwBD certificate are given in **Annexure-III**.
- h. **It is to be noted that the Scribe will be provided by the National Testing Agency. However, the candidate is also permitted to bring his/her own scribe (Annexure-IV), if he so chooses.**
- i. If it is found at any stage that a candidate has availed the services of a scribe and/or availed the compensatory time, but does not possess the extent of disability that warrants the use of a scribe and/or grant of compensatory time, the candidate will be excluded from the process of evaluation, ranking, counseling, and admission. In case such a candidate has already been admitted to any Institution, the admission of the candidate will be cancelled. Candidates are advised to go through the Public Notice No. NTA/Exam/PwD/Scribe/2022 dated 11.09.2022 on the NTA website www.nta.ac.in in this regard.
- j. The NTA does not guarantee any change in the category or sub-category (PwBD status) after the submission of the Online Application Form, and in any case, no change will be entertained by NTA after the declaration of NTA Score for the Exam.
- k. Therefore, the candidates are advised to fill in the category/sub-category column very carefully.

8.1 Facilities for PwD candidates who have less than 40% disability and have a limitation in writing and a scribe is essential to write the exam on his/her behalf:

- a. A PwD candidate with less than 40% disability and has a limitation in writing and a scribe is essential to write the exam on his/her behalf, being so certified in the prescribed format (**Annexure-IX**) by a CMO/Civil Surgeon/ Medical Superintendent of a Govt. Health Care Institution will be provided a scribe by NTA. He is required to state his requirements in his application form. He/she is also permitted to **bring his/her own Scribe** along with an undertaking in the format given at **Annexure-X**.

The Candidate cannot change the category or sub-category (PwD status) after the submission of the Online Application Form, and in any case, no change will be entertained by NTA after the declaration of NCHM JEE 2023 NTA Scores. Therefore, the candidates are advised to fill the category / sub-category column very carefully.

9. Choice of Cities for Exam Centre

9.1 The City of Examination Centres where the Exam shall be conducted are given at **Annexure-V. It is mandatory for candidates to select four cities of their choice while filling Online Application Form for NCHM JEE 2023.** Effort will be made to allot Centre of Examination to the candidate in order of the City Choice opted by them in the Application Form. However, due to logistic & administrative reasons, a different city of nearby area may be allotted.

9.2 The City of Examination once chosen and allotted cannot be changed (after the closing of the correction window) and any request in this regard will not be entertained.

10. General Instructions

10.1 NCHM JEE 2023 is an Examination for Admission to **the B.Sc. Course in Hospitality and Hotel Administration (B.Sc. HHA) across the Country for 2023-24 Academic Session.**

10.2 Merely appearing in and passing at NCHM JEE 2023 does not confer any right to the candidate for admission to the affiliated Institutions of NCHMCT.

10.3 The selection and admission to the affiliated Institutions is subject to fulfilling the Admission Criteria, Eligibility, Rank in Merit List, Medical Fitness, verification of original documents and such other criteria as may be prescribed by the NCHMCT.

10.4 Applications of candidates submitting false and fabricated information will be rejected and such candidates will be further debarred from appearing in examinations conducted by NTA.

10.5 NTA reserves the right to withdraw permission granted inadvertently (if any), to any candidate who is not eligible to appear in the NCHM JEE 2023, even though the Admit Card had been issued by the NTA.

10.6 In case of any ambiguity in interpretation of any of the instructions/ terms/ rules/criteria regarding determination of eligibility/conduct of examination/ registration of candidates/information contained therein, the interpretation of the NCHMCT/NTA (as the case may be), shall be final and binding.

11. Instructions for filling online Application Form

11.1 Candidates have to apply for NCHM JEE-2023 "Online" ONLY by accessing the website: <https://nchmjee.nta.nic.in>. The Application Form other than online mode would not be accepted in any case. Only one application is to be submitted by a candidate. More than one application i.e. multiple Application Forms submitted by a candidate will be rejected.

11.2 It is suggested that the candidate should keep the following ready before filling of the online Application Form:

- A computer with proper internet connectivity,
- The particulars of a valid Government ID proof,
- The Date of Birth (as mentioned in Class X Board Certificate),
- Govt Identity Details like Aadhaar Number (last 4 digits)/Election Card (EPIC No.)/Passport number/Ration Card Number/ Bank Account Number/PAN Number/ Other valid Govt IDs,
- Educational/Qualification details,
- Scanned clear passport photograph in JPG format (size between 10 kb–200 kb) either in colour or black & white with 80% face (without mask) visible including ears against white background,
- Scanned clear signature in JPG format (size between 4 kb–30 kb),
- List of City of your Choice (Refer **Annexure-V** for Cities),
- Bank account details for payment of fee,
- A valid e-mail Id as important communications will be made in this e-mail Id
- A valid mobile number as important information via SMS will be sent to this number.

11.3 Information Bulletin and Replica of Application Form may be downloaded and read carefully by the candidate that to be sure about his/her eligibility and acquaint with requirements for submission of Online Application Form.

11.4 In order to avoid correction in the particulars at a later stage, the candidate should *exercise utmost caution while filling up the details in the Application Form.*

11.5 **Check List for filling the Online Application Form:**

The candidates are advised to ensure the following points before filling the Online Application Forms:

- (i) Whether they fulfill the eligibility conditions for the Test as prescribed under the heading 'Conditions of Eligibility'.
- (ii) That they have filled their gender and category viz General/OBC (Non-Creamy Layer)/SC/ ST/Gen-EWS/ Male/Female/ Third Gender, in the relevant column correctly.
- (iii) That they have filled their City of Examination in the relevant column correctly.
- (iv) That the Person with Disability (PwD) candidate has filled the relevant column in the Online Application Form. Only PwD candidates have to fill this column and the others have to leave it blank.
- (v) Whether they have kept a Printout of Application Form (confirmation page) for their own record.

11.6 Steps to be followed to Apply Online:

Step-1: Register for Online Registration using your own Email Id and Mobile No. and note down system generated Application Number. Complete the Online Application Form and note down the system generated Application Number.

Step-2: Upload legible scanned images of: (i) a recent photograph (in jpg file, size 10Kb-200Kb) either in colour or black & white with 80% face (without mask) visible including ears against white background; (ii) candidate's signature (file size: 4kb-30kb in jpg file); (iii) PwD Certificate (file size 50 kb-300 kb in PDF); (iv) Category Certificate, if applicable (SC/ ST/ OBC/ EWS etc.) (file size: 50KB to 300KB)

Step-3: Pay fee using **Canara Bank Payment Gateway through Credit Card / Debit Card (except Master/Visa Card) / Net-Banking / UPI / Wallet** and keep proof of fee paid.

All the 3 Steps can be done together or at separate timings.

After (successful completion of Step-3, Confirmation Page of the Application Form, should be downloaded and a printout of the same may be retained for future reference. The Confirmation Page of the online Application Form could be generated **only after successful payment by the Candidate.**

In case the Confirmation Page is not generated after payment of Prescribed Fee, then the candidate should approach the concerned Bank/Payment Gateway integrator (in the helpline number and email given in **Annexure-I** of the Information Bulletin), for ensuring the successful payment.

In spite of above, if successful transaction is not reflected on the Portal, the candidate may contact NTA Helpline. If the payment issue is still not resolved, the candidate may pay second time.

However, any duplicate payment received from the candidate by NTA in course of said transactions will be refunded through the same payment mode through which the duplicate payment is received, after fee reconciliation by NTA.

Note:

- (i) The final submission of Online Application Form will remain incomplete if Step-3 is not completed, such Application Forms will stand rejected and no correspondence on this account will be entertained.
- (ii) No request for refund of fee once remitted by the candidate will be entertained.
- (iii) The entire application process of NCHM JEE-2023 is online, including uploading of scanned images, Payment of Fees and Printing of Confirmation page. Therefore, candidates are not required to send/submit any document(s) including Confirmation page to NTA through Post/Fax/By Hand/E-mail.
- (iv) Candidates are advised to keep visiting the NTA's website regularly for latest updates and to check their e-mails.
- (v) The NTA can make use of the data generated for the purpose of research and analysis.
- (vi) All the candidates who have submitted the online application and paid the Examination fee till last date will be allowed to appear in NCHM JEE-2023 and their admit cards will be uploaded on the website as per schedule.
- (vii) NTA does not verify the information filled by the candidates in the Application Form nor verifies any certificate of category/educational qualification for deciding the eligibility of candidates.
- (viii) The certificates of educational qualification and category (if applied under reserved category) and PwD Status (wherever applicable) will be verified by the concerned institution. The candidates are, therefore, advised to ensure their eligibility and the category (if applying under reserved category) as well as PwD Status (wherever applicable) at the time of submission of application.
- (ix) The NTA will, in no way, be responsible for any wrong/incorrect information furnished by the candidate(s) in his/her Online Application Form. The letter/e-mails/WhatsApp Message/ Public Grievance in this regard will not be entertained by the NTA.

11.7 Procedure for Filling Application Form

Part I: Registration Page

Fill in the basic information and note down the system generated Application No.

- (i) Candidate's Name/ Mother's Name/ Father's Name:
Provide Candidate's Name, Mother's Name, Father's Name as given in the Secondary School Examination or equivalent Board / University Certificate in capital letters. No prefix in the name of the candidate is allowed.
- (ii) Date of Birth: dd/mm/yyyy
Provide Candidate's date of birth as recorded in Secondary School Examination or equivalent Board/ University Certificate.
- (iii) Mobile Number and e-mail Address:
Candidates must provide own Mobile Number and e-mail address.

Note: Only one e-mail address and one Mobile Number are valid for one application

PART II: Fill in the complete Application Form

Fill in the complete Application

Note:

- (i) **Other Backward Classes (OBC) - Non Creamy Layer as per the Central List of Other Backward Classes available on National Commission for Backward Classes (NCBC), Government of India website (www.ncbc.nic.in).** Thus, the candidates falling in this list may mention OBC in the Category Column. **State list OBC Candidates who are not in OBC-NCL (Central List) must not choose OBC-NCL.**
- (ii) **Economically Weaker Section (EWS)** - This provision would be regulated as per the OM No. 20013/01/2018-BC-II dated 17 January 2019 issued by the Ministry of Social Justice and Empowerment and the OM No. 12-4/2019-U1 dated 17 January 2019 as well as the Letter No AF 33(2)/2019-20/NC dated 27.03.2019 of NCHMCT regarding implementation of reservation for Economically Weaker Section (EWS) for admission in Central Educational Institutions (CEIs).
- (iii) Provide complete postal address with PIN Code (Correspondence Address as well as Permanent Address) for further correspondence. PIN code of Correspondence Address should be given in the space provided for this purpose.

Note: The NTA shall not be responsible for any delay/loss in postal transit or for an incorrect Correspondence address given by the Applicant in the Application Form.

Choice of Cities for Examination Centres: The City of Examination Centres where the test shall be conducted are given at **Annexure-V**. **It is mandatory for candidates to select four cities of their choice while filling Online Application Form of NCHM JEE 2023.** Effort will be made to allot Centre of Examination to the candidates in order of the City choice opted by them in their Application Form. However, due to administrative reasons, a different city of nearby area may be allotted.

PART III: Uploading of scanned images

(i) Candidate's Photograph: to be uploaded

- Photograph should not be with cap or goggles. Photograph should cover 80% face (without mask) visible including ears against white background.
- Spectacles are allowed if being used regularly.
- **Polaroid and Computer generated photos are not acceptable.**
- **Applications not complying with these instructions or with unclear photographs are liable to be rejected.**
- **Candidates may please note that if it is found that photograph uploaded is fabricated i.e. de- shaped or seems to be hand-made or computer made, the form of the candidate will be rejected and the same would be considered as using unfair means and the candidate would be dealt with accordingly.**
- Application without photograph shall be rejected. The photograph need not be attested. Candidates are advised to take 6 to 8 passport size coloured photographs with white background.

Note: Passport size photograph is to be used for uploading on Online Application Form and also for pasting on Attendance Sheet at the Examination centre.

- **The candidate should scan his/her passport size photograph for uploading.** File size must be between 10 kb to 200 kb.

(ii) Candidate's Signature : to be uploaded

The candidates are required to upload the full signature in **running hand** writing in the appropriate box given in the Online Application Form. Writing full name in the Box in Capital letters would not be accepted as signature and the Application Form would be rejected. Further, unsigned Online Application Forms will also be rejected.

- **The candidate should put his full signature on white paper with Blue/Black Ink pen and scan for uploading.**
- File size must be between 04 kb to 30 kb.

Note: Candidate must ensure that the uploaded images are clear and proper.

11.8 Important Points to Note:

- (i) The Candidates should fill their complete postal address with **PIN Code** for further correspondence.
- (ii) The Candidate should not give the postal address, Mobile Number or e-mail ID of any Coaching Centre or Internet Café in the Online Application Form.
- (iii) In order to appear in NCHM JEE, 2023, the candidates are required to apply 'online'.
- (iv) Online submission of application may be done by accessing the **NTA official website: <https://nchmjee.nta.nic.in>.**
- (v) **Online Application Form cannot be withdrawn once it is submitted successfully.**
- (vi) Application Form of candidates who do not fulfill the eligibility criteria shall be rejected.
- (vii) A candidate is allowed to **submit only one Application Form. If a candidate submits more than one Application Form, the candidature is likely to be cancelled.**

- (viii) **Request for change in any particular in the Application Form shall not be entertained after closing of the correction window/period.**
- (ix) The Cities of Examination Centres where the test shall be conducted are given in the Information Bulletin. The Cities indicated for the entrance Examination should be carefully chosen by the candidate, as no change will be allowed once application is submitted.
- (x) Selection of a candidate in the test is provisional, subject to being found otherwise eligible for admission.
- (xi) In case a candidate is found providing incorrect information or the identity is proved to be false at any time in the future, the candidate shall face penal action as per the law.
- (xii) The Candidates are not required to send/ submit the confirmation page of Online Application Form to the NTA. However, he/she is advised to retain the following documents with them as reference for future correspondence:
- ❖ **At least four printouts of the Confirmation Page of Online Application Form.**
 - ❖ **Proof of fee paid.**
 - ❖ **Photographs (same as uploaded on the Online Application Form).**
 - ❖ **The name on the photo identification must match with the name as shown on the Admit Card. If the name has been changed due to events such as marriage, candidate must show the relevant document at the time of exam. Marriage Certificate / Divorce / Decree / Legal Name Change Document.**

12. Admit Card for NCHM JEE-2023

The Admit Card is issued provisionally to the candidates, subject to their satisfying the eligibility conditions.

The candidate has to download the Admit Card from the NTA website and appear for the Examination at the given Centre on Date, timing and discipline as indicated in their Admit Card.

No candidate will be allowed to appear the Test at the Examination Centre, the Date and timing other than that allotted to him/her in his/her Admit Card.

In case a candidate is unable to download Admit Card from the website, he/she may approach the Help Line between 10:00 am and 5:00 pm or write to NTA at nchm@nta.ac.in

The candidates are advised to read the Instructions given in the Admit Card carefully in advance of the exam day and follow them during the conduct of the examination.

In case of any discrepancy in the particulars of the candidate or his/her photograph and signatures shown in the Admit Card and Confirmation Page, the candidate may immediately **approach the Help Line between 10:00 am and 5:00 pm. In such cases, candidates would appear in the Examination with the already downloaded Admit Card. However, NTA will take necessary action to make correction in the record later.**

Note:

- a. Candidate may please note that Admit Cards will not be sent by post.
- b. In no case, the duplicate Admit Card for NCHM JEE-2023 would be issued at the Examination Centres.
- c. Candidate must not mutilate the Admit Card or change any entry made therein.
- d. Candidates are advised to preserve their Admit Cards in good condition for future reference.
- e. No Admit Card shall be issued to the candidates whose Applications are found to be incomplete for any reasons (including indistinct/ doubtful photographs/unsigned Applications) or who do not fulfill the eligibility criteria for the examination.
- f. Issue of Admit Cards, however, shall not necessarily mean acceptance of eligibility which shall be further scrutinized at subsequent stages of admission process.

13. Computer Based Test (CBT) Guidelines

The CBT Guidelines are provided at **Annexure-VI**. Please read them carefully and practice the same through Mock Test through.

14. Conduct of the Examination

14.1 Important Instructions for Candidates

- a. The candidates are advised to read the instructions on the Admit Card carefully and follow them strictly. They are also advised to read and follow, relevant instructions relating COVID-19 preventive/safety measures given therein.
- b. Candidates **MUST** carry the following documents along with them to the Centre: appear in the examination.
 - i. Print copy of Admit Card downloaded from NTA Website,
 - ii. One passport size photograph (same as uploaded on the Online Application Form) for pasting on the specific space in the attendance sheet at the Centre during the Examination,
 - iii. Any one of the authorized Govt. photo IDs (must be original & valid), viz. School Identity Card/ PAN card/ Driving License/ Voter ID/ Passport/ Aadhar Card (with photograph)/ Aadhaar Enrolment No/ Ration Card,
 - iv. PwD certificate issued by the Competent Authority, if claiming relaxation/facility under PwD category.

If the name has been changed due to events such as marriage, candidate must show the relevant document at the time of exam. Marriage Certificate / Divorce / Decree / Legal Name Change Document.

- c. Candidates should not be in possession of any material listed in the list of prohibited material.
- d. Candidates are not allowed to carry any baggage inside the Examination Centre. NTA will not be responsible for any belongings stolen or lost at the premises.
- e. The candidates shall report at the Examination Centre at the **time mentioned on the Admit Card** so as to avoid crowding at the **Examination Centre**.

- f. Candidates shall not be permitted to enter in the Examination Centre after 08:30 A.M.
- g. The candidate must show, on demand, the Admit Card for entry in the Examination room/hall. A candidate who does not possess the valid Admit Card shall not be allowed to enter the Examination centre.
- h. Candidates should take their seat immediately after opening of the Examination hall on their allotted seat. If not they are likely to miss some of the general instructions to be announced in the Examination Rooms/Halls. The NTA shall not be responsible for any delay.
- i. Any candidate found to have changed room/hall or the seat on his/her own other than allotted would be considered as a case of Unfairmeans and the candidature shall be cancelled and no plea would be accepted.
- j. The candidate must sign and paste the photograph on the Attendance Sheet at the appropriate place.
- k. The candidate should ensure that the question paper available on the computer is as per the opted Subject Code/ Discipline indicated in the Admit Card. In case, the subject of question paper is other than the opted paper, the same may be brought to the notice of the Invigilator concerned.
- l. All calculations/writing work are to be done only in the rough sheet provided at the centre in the Examination Room/Hall and on completion of the test candidates must hand over the rough sheets to the invigilator on duty in the Room/Hall.
- m. No candidate, without the special permission of the Centre Superintendent or the Invigilator concerned, will leave his/her seat or Examination Room/Hall until the full duration of the paper is over. Candidates must follow the instructions strictly as instructed by the Centre Superintendent/Invigilators.
- n. Candidate shall appear at their own cost at the Centre on Date and time as indicated on their Admit Card issued by the NTA.
- o. The candidates are to be governed by the Rules and Regulations/Instruction of the NTA with regard to their conduct in the Examination Hall. All cases of Unfair means will be dealt with as per rules.

14.2 Centres for NCHM JEE-2023

- 1. Candidates are advised to familiarize themselves with the location of test centre and plan travel time accordingly. Candidates have to reach the test centers on or before the reporting time. Candidates may note that late entry to the Examination premises is not permitted under any circumstances. NTA shall not be responsible for any delayed arrival of the candidate in reaching the centre due to any reason.

2. Biometric information of all the candidates shall be captured.
3. Identity checks will be made upon arrival at the test centre to ensure that there are no unauthorized candidates appearing for the test. Candidates are required to cooperate with the security personnel for security checks.
4. Please note that only registered candidates will be allowed at the Examination Centre.
5. Friends or relatives accompanying the candidates shall not be allowed entry in the test centre under any circumstances and will not be allowed to contact the candidate while the Examination process is going on.

15. Caution Notice & Non-Disclosure Agreement (India)

15.1. CAUTION NOTICE

- a) Candidates are advised to refer to NCHM 2023 website <https://nchmjee.nta.nic.in> for authentic information and periodic updates about NCHM JEE 2023.
- b) Candidates are advised to be careful about any wrong information/false claim of any person or institute regarding NCHM JEE 2023 Examination or securing a seat on the basis of its Result.
- c) Candidates are advised to bring any such information to the notice of NTA through e-mail on nchm@nta.ac.in and /or NCHMCT through email.

15.2. NON-DISCLOSURE AGREEMENT (NDA)

- a) NCHM JEE-2023 is a proprietary Examination and is conducted by NTA on behalf of NCHMCT, Ministry of Tourism. The contents of this exam are confidential, proprietary and are owned by NTA/NCHMCT and explicitly prohibits the candidate from publishing, reproducing or transmitting any or some contents of this test, in whole or in part, in any form or by any means, verbal or written, electronic or mechanical or for any purpose. Hangouts, Blogs etc. using either one's own account or proxy account (s).
- b) By registering for and /or appearing in NCHM JEE 2023, the candidate explicitly agrees to the above Non-Disclosure Agreement and general terms of use for NCHM JEE 2023 as contained in this Information Bulletin & NCHM JEE 2023 website <https://nchmjee.nta.nic.in>.
- c) Violation of any act or breach of the same shall be liable for penal action and cancellation of the candidature at the bare threshold.

16. Unfair Means Practices and Breach of Examination Rules

16.1 Definition

Unfair Means Practice is an activity that allows a candidate to gain an unfair advantage over other candidates. It includes, but is not limited to:

- a) Being in possession of any item or article which has been prohibited or can be used for Unfair Practices including any stationery item, communication device, accessories, eatable items, ornaments or any other material or information relevant or not relevant to the Examination in the paper concerned;
- b) Using someone to write Examination (impersonation) or preparing material for copying;
- c) Breaching Examination rules or any direction issued by NTA in connection with NCHM JEE 2023 examination;
- d) Assisting other candidate to engage in malpractices, giving or receiving assistance directly or indirectly of any kind or attempting to do so;
- e) Writing questions or answers on any material given by the Centre Superintendent for writing answers;
- f) Contacting or communicating or trying to do so with any person, other than the Examination Staff, during the Examination time in the Examination Centre;
- g) Threatening any of the officials connected with the conduct of the Examination or threatening any of the candidates;
- h) Using or attempting to use any other undesirable method or means in connection with the examination;
- i) Manipulation and fabrication of online documents viz. Admit Card, Rank Letter, Self-Declaration, etc.;
- j) Forceful entry in /exit from Examination Centre/Hall;
- k) Use or attempted use of any electronic device after entering the Examination Centre;
- l) Affixing/uploading of wrong/morphed photographs/signatures on the Application Form/Admit Card/Proforma;
- m) Creating obstacles in smooth and fair conduct of examination;
- n) Any other malpractices declared as Unfair Means by the NTA.

Disclaimer- The decision of NTA shall be final and binding for declaration of any person / candidate guilty of foregoing or such offence as shall be classified as Unfair Means Case (UMC).

17. Display of Recorded Responses

The NTA will display the Responses recorded by the candidates during the exam on the NTA website (<https://nchmjee.nta.nic.in>) prior to declaration of result. The recorded responses are likely to be displayed for two to three days.

18. Display of Provisional Answer Key for Challenges

- 18.1 The NTA will display Provisional Answer Key of the questions on the NTA website: <https://nchmjee.nta.nic.in>, with a Public Notice issued to this effect on the said website, to provide an opportunity to the candidates to challenge the Provisional Answer Keys with a non-refundable online payment of Rs. 200/- per question challenged as processing charges. The provisional Answer Keys are likely to be displayed for two to three days.
- 18.2 Only paid challenges made during stipulated time through key challenge link will be considered.
- 18.3 The NTA's decision on the challenges shall be final and no further communication will be entertained. NTA will not inform the Candidates individually about their challenges.
- 18.4 The subject experts will examine all the challenges received and then a final answer key will be displayed and declared.
- 18.5 **The result will be compiled on the basis of the Final Answer Key declared. No grievance with regard to Answer Key(s) after Declaration of Result of NCHM JEE-2023 will be entertained.**

19. Declaration of Results

- 19.1 The result will be compiled based on Final Answer Keys and announced through the Website (<https://nchmjee.nta.nic.in>) only in due course. No grievance with regard to Answer Key(s) after declaration of Result of NCHM JEE-2023 will be entertained. The raw (actual) marks obtained by a candidate will be considered further for computation of the Result of NCHM JEE-2023. The candidates download their Score Cards from the website: <https://nchmjee.nta.nic.in> only.
- 19.2 **There is no provision for rechecking/re-evaluation/re-totaling of the result/score and no query in this regard will be entertained.**
- 19.3 After the declaration of the Result, the NCHM JEE Score 2023 will be provided by NTA to NCHMCT and AKTU to conduct the Counselling for the admission to the B.Sc. (HHA) Courses.

20. Query Redressal System

- 20.1 National Testing Agency (NTA) has established a Query Redressal System (QRS), an online web-enabled system developed by NTA. QRS is the platform based on web technology which primarily aims to enable submission of queries/grievances by the Registered Candidate(s) of NCHM JEE 2023 Examination with (24x7) facility for speedy redressal of the queries/grievances. A Unique Registration Number will be generated for tracking the status of the queries/grievances.

- 20.2 The Registered Candidate(s) are advised to use this online facility for speedy response, and may mail their queries to the official email id of NCHM JEE i.e. nchm@nta.ac.in only if they do not get a response to the similar query sent earlier through QRS.

21. Correspondence with NTA

All the correspondence should be addressed by e-mail to NTA on nchm@nta.ac.in. The email query shall be addressed only if it is not anonymous and contains the name, Registration/Application No, postal address and contact number of the sender. An email containing vague or general queries and other queries as contained in the Information Bulletin shall not be entertained. Queries shall not be entertained from person claiming to be representatives, associates or officiates of the applicant candidate. The following information shall not be revealed by phone or email:

- a. Internal documentation/status.
- b. Internal decision making process of NTA. Any claim/counter claim thereof.
- c. Dates & venue of internal meetings or name of the staff/officers dealing with it.
- d. Any information which in the opinion of NTA cannot be revealed.

22. Common Services Centres/Facilitation Centres (Annexure-VII)

- 22.1 Candidates who are not well conversant to submit the online application due to various constraints, can use the services of Common Services Centre, Ministry of Electronics and Information Technology, Government of India under the Digital India initiatives of Hon'ble Prime Minister. The Common Services Centre (CSC) scheme is a part of the ambitious National e-Governance Plan (NeGP) of Government of India and is managed at each village panchayat level by a Village level Entrepreneur (VLE).
- 22.2 There are more than 1.5 lakhs Common Services Centres (CSC) across the country which will provide the desired support to candidates from urban as well as rural areas in online submission of Application Form and payment of fee through e-wallet. The list of the Common Services Centre is available on website: www.csc.gov.in.

23. Weeding Out Rules

The record of National Council for Hotel Management & Catering Technology Joint Entrance Examination (NCHM JEE)-2023 would be preserved upto 90 days from the date of declaration of result.

24. Legal Jurisdiction

All disputes pertaining to the conduct of NCHM JEE- 2023 Examination including Results shall fall within the **jurisdiction of Delhi/New Delhi** only. Further, any legal question arising out of the Examination shall be entertained only when raised within 30 days from the declaration of result.

The Director (Administration) of the NTA shall be the official by whose designation the NTA may sue or be sued.

Annexure -I

Payment of Exam Fee - Procedure/ Mode / Service Provider(s) and Services Charges

1. Prescribed Examination Fee (please see the Information at a Glance) can be paid through any Bank/Payment Gateway in any Payment Mode mentioned below. The service/processing charges per transaction & GST applicable @ 18 % are to be paid by the candidate, except for payment made through debit card (Visa/Master):

S.No.	Mode of Payment	Bank / UPI / Wallet Charges	
1	Net Banking	Canara Bank	NIL Charge
		Other Banks	5.00 + GST
2	All Debit Card	Canara Bank or Other Banks	Nil Charge
3	Credit Card	Domestic	0.80% of Fee + GST
		International	2.35% of Fee + GST
4	Unified Payment Interface (UPI)	Transaction upto Rs 2000/-	0 %
		Transaction above Rs 2000/-	0.65 % + GST
5	Wallet	Wallet Charge	0.8% + GST

2. Helplines:

- (a) If Paying using Canara Bank:

Level	Name	Email ID	Contact Number
1	Helpdesk	pgsupport@billdesk.com / dssronoida@canarabank.com / cb18688@canarabank.com	022-61060524 / 8700098336 / 7428206788 / 9535293631
2	Complaint Management Services	pgsupport@billdesk.com / dssronoida@canarabank.com / cb18688@canarabank.com	022-61060524 / 8700098336 / 7428206788 / 9535293631
3	Customer Care	pgsupport@billdesk.com / dssronoida@canarabank.com / cb18688@canarabank.com	022-61060524 / 8700098336 / 7428206788 / 9535293631
4	Through SMS	--	022-61060524 / 8700098336 / 7428206788 / 9535293631

- (b) NTA Helpdesk Contact details (incase the payment related issues are not resolved through the above mentioned Helplines of the concerned Bank/Payment Gateway Integrator):

Email: nchm@nta.ac.in

Phone No.: 011-4075 9000, 011-6922 7700

3. Procedure to raise payment related Grievance:

After (successful completion of Step-4, Confirmation Page of the Application Form, should be downloaded and a printout of the same may be retained for future reference. The Confirmation Page of the online Application Form could be generated **only after successful payment by the Candidate.**

In case the Confirmation Page is not generated after payment of prescribed Fee, then the candidate should approach the concerned Bank/Payment Gateway integrator (in the helpline number and email given in **Annexure-I** of the Information Bulletin), for ensuring the successful payment.

In spite of above, if successful transaction is not reflected on the Portal, the candidate may contact NTA Helpline. If the payment issue is still not resolved, the candidate may pay second time.

However, any duplicate payment received from the candidate by NTA in course of said transactions will be refunded through the same payment mode through which the duplicate payment is received, after fee reconciliation by NTA

4. Information to be provided by the Candidate while raising any payment related query/grievance through QRS/email/Helplines: -

- a. Name of the Bank and /or payment Gateway.
- b. Date and time of the transaction
- c. Transaction Number
- d. Bank Reference Number
- e. Proof of transaction
- f. Screenshot from the payment portal (incase of payment failure).

Annexure-II

List of Affiliated Institutes of Hotel Management B.Sc. HOSPITALITY AND HOTEL ADMINISTRATION COURSE INTAKE FOR 2023

S No	State	City	Name of IHMs	Intake-2023
1	ANDHRA PRADESH	TIRUPATI	SIHM-TIRUPATI (STATE GOVERNMENT IHM)	60
2	ASSAM	GUWAHATI	IHM GUWAHATI (CENTRAL GOVERNMENT IHM)	230
3	BIHAR	BODHGAYA	SIHM- GAYA- BIHAR (STATE GOVERNMENT IHM)	60
4	BIHAR	HAJIPUR	IHM HAJIPUR (CENTRAL GOVERNMENT IHM)	285
5	CHANDIGARH	CHANDIGARH	AIHM CHANDIGARH (CENTRAL GOVERNMENT IHM)	288
6	CHANDIGARH	CHANDIGARH	CIHM-CHANDIGARH (STATE GOVERNMENT IHM)	120
7	CHHATTISGARH	RAIPUR	SIHM -RAIPUR NAYA (STATE GOVERNMENT IHM)	60
8	DADRA AND NAGAR HAVELI	SILVASSA	SIHM-SILVASSA (STATE GOVERNMENT IHM)	100
9	DELHI	DELHI	IHM DELHI, PUSA (CENTRAL GOVERNMENT IHM)	305
10	DELHI	DELHI	ASHOK INSTITUTE OF HOSP. & TRSMNGT DELHI (PSUIHM)	90
11	DELHI	DELHI	DIHM-LAJPAT NAGAR (STATE GOVERNMENT IHM)	120
12	GOA	GOA	IHM GOA (CENTRAL GOVERNMENT IHM)	422
13	GUJARAT	GANDHINAGAR	IHM GANDHI NAGAR (CENTRAL GOVERNMENT IHM)	335
14	HARYANA	AMBALA	AMBALA INSTITUTE OF HOTEL MANAGEMENT	120
15	HARYANA	FARIDABAD	SIHM- FARIDABAD (STATE GOVERNMENT IHM)	140
16	HARYANA	FARIDABAD	THE LALIT SURI HOSP. SCHOOL – FARIDABAD	240
17	HARYANA	KURUKSHETRA	SIHM-KURUKSHETRA (STATE GOVERNMENT IHM)	130
18	HARYANA	PANIPAT	SIHM-PANIPAT (STATE GOVERNMENT IHM)	120
19	HARYANA	ROHTAK	SIHM-ROHTAK (STATE GOVERNMENT IHM)	160
20	HARYANA	SONEPAT	SRM INSTITUTE OF HOTEL MNGT- SONEPAT	60
21	HARYANA	HISAR	OSGU IHM HISAR	60
22	HARYANA	YAMUNANAGAR	SIHM- YAMUNANAGAR -HARYANA (STATE GOVT IHM)	100
23	HIMACHAL PRADESH	SHIMLA	IHM SHIMLA (CENTRAL GOVERNMENT IHM)	380

S No	State	City	Name of IHMs	Intake-2023
24	HIMACHAL PRADESH	HAMIRPUR	SIHM- HAMIRPUR (STATE GOVERNMENT IHM)	120
25	HIMACHAL PRADESH	DHARAMSHALA	SIHM DHARAMSHALA	60
26	JAMMU AND KASHMIR	SRINAGAR	IHM SRINAGAR (CENTRAL GOVERNMENT IHM)	203
27	JHARKHAND	RANCHI	SIHM- RANCHI (STATE GOVERNMENT IHM)	120
28	KARNATAKA	BANGALORE	IHM BENGALURU (CENTRAL GOVERNMENT IHM)	285
29	KERALA	KOZHIKODE	SIHM-KOZHIKODE (STATE GOVERNMENT IHM)	90
30	KERALA	MUNNAR	MUNNAR CATERING COLLEGE – KERALA	120
31	KERALA	TRIVANDRUM	IHM THIRUVANATHAPURAM (CENTRAL GOVERNMENT IHM)	298
32	KERALA	WAYANAD	ORIENTAL SCHOOL OF HOTEL MNGT – WAYANAD	120
33	MADHYA PRADESH	BHOPAL	IHM BHOPAL (CENTRAL GOVERNMENT IHM)	342
34	MADHYA PRADESH	GWALIOR	IHM GWALIOR (CENTRAL GOVERNMENT IHM)	300
35	MADHYA PRADESH	INDORE	SIHM-INDORE (STATE GOVERNMENT IHM)	120
36	MADHYA PRADESH	JABALPUR	SIHM JABALPUR	60
37	MADHYA PRADESH	GWALIOR	PRESTON IHM GWALIOR	60
38	MAHARASHTRA	MUMBAI	IHM MUMBAI (CENTRAL GOVERNMENT IHM)	456
39	MAHARASHTRA	MUMBAI	St. Francis IHM Mumbai (Private IHM)	60
40	MEGHALAYA	SHILLONG	IHM SHILLONG (CENTRAL GOVERNMENT IHM)	160
41	ODISHA	BALANGIR	SIHM- BALANGIR (STATE GOVERNMENT IHM)	60
42	ODISHA	BHUBANESWAR	IHM BHUBANESWAR (CENTRAL GOVERNMENT IHM)	288
43	PUDUCHERRY	PUDUCHERRY	SIHM PONDICHERY (STATE GOVERNMENT IHM)	120
44	PUNJAB	BHATINDA	SIHM- BATHINDA (STATE GOVERNMENT IHM)	120
45	PUNJAB	GURDASPUR	IHM GURDASPUR (CENTRAL GOVERNMENT IHM)	234
46	PUNJAB	JALANDHAR	ST. SOLDIER INSTITUTE OF HOTEL MNGT JALANDHAR	50
47	PUNJAB	MOHALI	CCHM -LANDRAN,MOHALI	120
48	PUNJAB	RAJPURA	CHITKARA SCHOOL OF HOSPITALITY- RAJURA	150

S No	State	City	Name of IHMs	Intake-2023
49	RAJASTHAN	JAIPUR	IHM JAIPUR (CENTRAL GOVERNMENT IHM)	230
50	RAJASTHAN	JAIPUR	POORNIMA INSTITUTE OF HOTEL MNGT, POORNIMA UNIV. JAIPUR	80
51	RAJASTHAN	JODHPUR	SIHM-JODHPUR (STATE GOVERNMENT IHM)	120
52	RAJASTHAN	JODHPUR	JODHPUR IHM JIET UNIV – JODHPUR	120
53	RAJASTHAN	UDAIPUR	SIHM- UDAIPUR (STATE GOVERNMENT IHM)	60
54	SIKKIM	GANGTOK	SIHM-GANGTOK (STATE GOVERNMENT IHM)	80
55	TAMIL NADU	CHENNAI	IHM CHENNAI (CENTRAL GOVERNMENT IHM)	347
56	TAMIL NADU	KANCHEEPURAM	SRM INSTITUTE OF HOTEL MNGT- KANCHEEPURAM	120
57	TAMIL NADU	TIRUCHIRAPALLI	SIHM-TIRUCHIRAPALLI (STATE GOVERNMENT IHM)	90
58	TELANGANA	HYDERABAD	IHM HYDERABAD (CENTRAL GOVERNMENT IHM)	285
59	TELANGANA	HYDERABAD	DR. YSR NITHM (STATE GOVERNMENT IHM) -HYDERABAD	120
60	TELANGANA	HYDERABAD	INSTITUTE OF HOTEL MNGT SHRISHAKTI - HYDERABAD	120
61	TELANGANA	MEDAK	SIHM- MEDAK-TELANGANA (STATE GOVERNMENT IHM)	60
62	UTTAR PRADESH	GHAZIABAD	SUNDER DEEP COLLEGE OF HOTEL MNGT GHAZIABAD	120
63	UTTAR PRADESH	GR NOIDA	RIG INSTITUTE OF HOSPITALITY AND MNGT - GR NOIDA	140
64	UTTAR PRADESH	LUCKNOW	IHM LUCKNOW (CENTRAL GOVERNMENT IHM)	342
65	UTTAR PRADESH	MEERUT	IHM-MEERUT	180
66	UTTAR PRADESH	MEERUT	DEWAN VS IHM (MEERUT)	60
67	UTTAR PRADESH	GREATER NOIDA	FHRAI- INSTITUTE OF HOTEL MANAGEMENT, Gr. NOIDA	100
68	UTTAR PRADESH	LUCKNOW	MLRSM Lucknow	60
69	UTTARAKHAND	DEHRADUN	SIHM-DEHRADUN (STATE GOVERNMENT IHM)	140
70	UTTARAKHAND	DEHRADUN	KUKREJA IHM, DEHRADUN	120
71	UTTARAKHAND	DEHRADUN	DEV BHOOMI IHM DEHRADUN	120
72	UTTRAKHAND	DEHRADUN	Durgamal Subharti IHM Dehradun	60
73	WEST BENGAL	DURGAPUR	SIHM- DURGAPUR (STATE GOVERNMENT IHM)	120
74	WEST BENGAL	KOLKATA	IHM KOLKATA (CENTRAL GOVERNMENT IHM)	380
75	WEST BENGAL	KOLKATA	GURU NANAK INSTITUTE OF HOTEL MNGT – KOLKATA	90
			TOTAL INTAKE	11965

Annexure -III

Certificate regarding physical limitation to write in an examination

Certificate No. _____ Dated _____

This is to certify that Mr./Ms. _____

Aged _____ Years, Son/Daughter of Mr./Mrs. _____

R/o _____

Affix Passport size
Photograph of the
candidate (same as
uploaded on the
Online Application
Form) duly attested
by the issuing
authority

with NCHM JEE 2023 Application No. _____ and NCHM JEE 2023 Roll No.

_____, has the following Disability (name of the Specified

Disability) _____ in (percentage) of _____

(in words) _____ (in Figures).

• **Please tick on the “Specified Disability”**

(Assessment may be done on the basis of Gazette of India. Extraordinary, Part-II, Section 3 Sub-section (ii), Ministry of Social Justice and Empowerment)

S. No.	Category	Type of Disability	Specified Disability
1.	Physical Disability	Locomotor Disability	a. Leprosy cured person, b. cerebral palsy, c. dwarfism, d. muscular dystrophy, e. acid attack victims.
		Visual Impairment	a. blindness, b. low vision
		Hearing Impairment	a. deaf, b. hard of hearing
		Speech & Language Disability	Permanent disability arising out of conditions such as laryngectomy or aphasia affecting one or more components of speech and language due to organic or neurological causes.
2.	Intellectual Disability		a. specific learning disabilities/perceptual disabilities: Dyslexia, Dysgraphia, Dyscalculia, Dyspraxia & Developmental Aphasia) b. autism spectrum disorder
3.	Mental Behaviour		a. mental illness
4.	Disability caused due to	i. Chronic Neurological Conditions	a. multiple sclerosis b. Parkinson's disease
		ii. Blood disorder	a. Haemophilia, b. Thalassemia, c. Sickle cell disease
5.	Multiple Disabilities		More than one of the above specified disabilities including deaf blindness

This is to further certify that he/she has physical limitation which hampers his/her writing capabilities to write the Examination owing to his/her disability.

Signature

Name: _____

Chief Medical Officer / Civil Surgeon/ Medical Superintendent
Government Health Care Institution with Seal

Annexure-IV

Letter of Undertaking for Using Own Scribe

I _____, a candidate with _____ (name of the disability) appearing for the _____ (name of the examination) bearing Roll No. _____ at _____ (name of the centre) in the District _____, _____ (name of the State). My qualification is _____.

I do hereby state that _____ (name of the scribe) will provide the service of scribe/reader/lab assistant for the undersigned for taking the aforesaid examination.


I do hereby undertake that his qualification is _____.

I further certify that the scribe whose photograph and particulars are mentioned below, is not COVID-19 + and a certificate to this effect from Competent Authority is enclosed to this letter.

(Signature of the candidate with Disability)

Place:

Date:



(Self- Attested Photograph)

Name of Scribe	ID of the Scribe	ID Number

List of Examination Cities for NCHM JEE-2023

STATE	S.NO.	CITY	CITY CODE
ANDAMAN AND NICOBAR	1.	PORT BLAIR	AN01
ANDHRA PRADESH	2.	GUNTUR	AP07
ANDHRA PRADESH	3.	NELLORE	AP11
ANDHRA PRADESH	4.	TIRUPATHI	AP16
ANDHRA PRADESH	5.	VISAKHAPATNAM	AP18
ARUNACHAL PRADESH	6.	ITANAGAR/NAHARLAGUN	AL01
ASSAM	7.	DIBRUGARH	AM01
ASSAM	8.	GUWAHATI	AM02
BIHAR	9.	BHAGALPUR	BR02
BIHAR	10.	DARBHANGA	BR04
BIHAR	11.	GAYA	BR05
BIHAR	12.	MUZAFFARPUR	BR06
BIHAR	13.	PATNA	BR07
CHANDIGARH/MOHALI	14.	CHANDIGARH/MOHALI	CH01
CHHATTISGARH	15.	BHILAI NAGAR/DURG	CG01
CHHATTISGARH	16.	BILASPUR (CHHATTISGARH)	CG02
CHHATTISGARH	17.	RAIPUR	CG03
DELHI	18.	DELHI	DL01
GOA	19.	PANAJI	GO01
GUJARAT	20.	AHMEDABAD/GANDHINAGAR	GJ01
GUJARAT	21.	ANAND	GJ02
GUJARAT	22.	BHAVNAGAR	GJ03
GUJARAT	23.	BHUJ	GJ17
GUJARAT	24.	JAMNAGAR	GJ06
GUJARAT	25.	RAJKOT	GJ10
GUJARAT	26.	SURAT	GJ11
GUJARAT	27.	VADODARA	GJ12
HARYANA	28.	FARIDABAD	HR03
HARYANA	29.	GURUGRAM	HR04
HARYANA	30.	HISSAR	HR05
HIMACHAL PRADESH	31.	BILASPUR(HIMACHAL PRADESH)	HP01
HIMACHAL PRADESH	32.	HAMIRPUR(HIMACHAL PRADESH)	HP03
HIMACHAL PRADESH	33.	SHIMLA	HP06
HIMACHAL PRADESH	34.	SOLAN	HP07
JAMMU & KASHMIR	35.	JAMMU	JK02
JAMMU & KASHMIR	36.	SRINAGAR	JK04
JHARKHAND	37.	DHANBAD	JH02
JHARKHAND	38.	JAMSHEDPUR	JH03
JHARKHAND	39.	RANCHI	JH04

KARNATAKA	40.	BENGALURU	KK04
KARNATAKA	41.	DHARWAD/HUBBALLI(HUBLI)	KK10
KARNATAKA	42.	MANGALURU(MANGALORE)	KK12
KARNATAKA	43.	MYSURU(MYSORE)	KK14
KERALA	44.	KOZHIKODE	KL12
KERALA	45.	THIRUVANANTHAPURAM	KL17
KERALA	46.	THRISSUR	KL18
LADAKH	47.	LEH	LL01
LAKSHWADEEP	48.	KAVARATTI	LD01
MADHYA PRADESH	49.	BHOPAL	MP03
MADHYA PRADESH	50.	GWALIOR	MP06
MADHYA PRADESH	51.	INDORE	MP07
MADHYA PRADESH	52.	JABALPUR	MP08
MADHYA PRADESH	53.	SAGAR	MP12
MAHARASHTRA	54.	AURANGABAD (MAHARASHTRA)	MR04
MAHARASHTRA	55.	KOLHAPUR	MR14
MAHARASHTRA	56.	MUMBAI/NAVI MUMBAI	MR16
MAHARASHTRA	57.	NAGPUR	MR17
MAHARASHTRA	58.	NASHIK	MR19
MAHARASHTRA	59.	PUNE	MR22
MANIPUR	60.	IMPHAL	MN01
MEGHALAYA	61.	SHILLONG	MG01
MIZORAM	62.	AIZAWL	MZ01
NAGALAND	63.	DIMAPUR	NL01
NAGALAND	64.	KOHIMA	NL02
ODISHA	65.	BALASORE (BALESWAR)	OR02
ODISHA	66.	BERHAMPUR-GANJAM	OR03
ODISHA	67.	BHUBANESWAR	OR04
ODISHA	68.	BOLANGIR	OR20
ODISHA	69.	SAMBALPUR	OR09
PUDUCHERRY	70.	PUDUCHERRY	PO01
PUNJAB	71.	AMRITSAR	PB01
PUNJAB	72.	BHATINDA	PB02
PUNJAB	73.	JALANDHAR	PB04
PUNJAB	74.	LUDHIANA	PB05
RAJASTHAN	75.	JAIPUR	RJ06
RAJASTHAN	76.	JODHPUR	RJ07
RAJASTHAN	77.	KOTA	RJ08
RAJASTHAN	78.	UDAIPUR	RJ11
SIKKIM	79.	GANGTOK	SM01
TAMIL NADU	80.	CHENNAI	TN01
TAMIL NADU	81.	MADURAI	TN08
TAMIL NADU	82.	TIRUCHIRAPPALLI	TN14
TELANGANA	83.	HYDERABAD	TL01
TELANGANA	84.	WARANGAL	TL07

TRIPURA	85.	AGARTALA	TA01
UTTAR PRADESH	86.	AGRA	UP01
UTTAR PRADESH	87.	ALIGARH	UP02
UTTAR PRADESH	88.	ALLAHABAD/PRAYAGRAJ	UP03
UTTAR PRADESH	89.	BALLIA	UP20
UTTAR PRADESH	90.	BAREILLY	UP04
UTTAR PRADESH	91.	BASTI	UP28
UTTAR PRADESH	92.	FAIZABAD	UP06
UTTAR PRADESH	93.	GHAZIABAD	UP07
UTTAR PRADESH	94.	GORAKHPUR	UP08
UTTAR PRADESH	95.	JHANSI	UP10
UTTAR PRADESH	96.	KANPUR	UP11
UTTAR PRADESH	97.	LUCKNOW	UP12
UTTAR PRADESH	98.	MEERUT	UP14
UTTAR PRADESH	99.	MORADABAD	UP15
UTTAR PRADESH	100.	NOIDA/G NOIDA	UP09
UTTAR PRADESH	101.	RAEBAREILI	UP37
UTTAR PRADESH	102.	VARANASI	UP18
UTTARAKHAND	103.	DEHRADUN	UK01
UTTARAKHAND	104.	HALDWANI	UK02
UTTARAKHAND	105.	ROORKEE	UK06
WEST BENGAL	106.	DURGAPUR	WB04
WEST BENGAL	107.	KOLKATA	WB10
WEST BENGAL	108.	MALDA	WB18
WEST BENGAL	109.	SILIGURI	WB11

Computer Based Test (CBT)

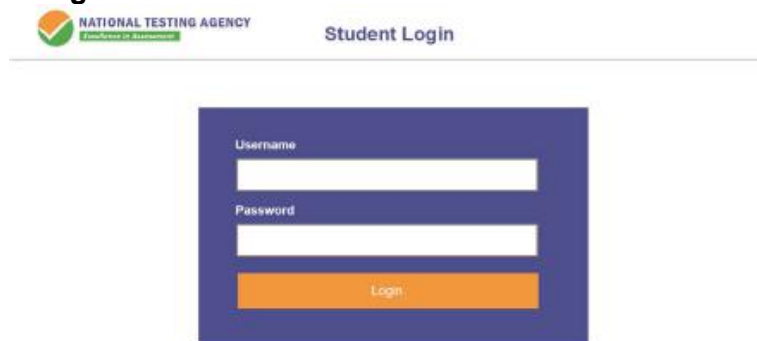
A CBT requires candidate to sit in front of a computer terminal (node) allocated to him/her by the Exam Centre against his/her Roll number and Admit card. After logging the candidate will get detailed instructions for the examination. At the designated time of start of examination, the candidate will be able to proceed and see the questions on the computer screen using the computer mouse. Candidate will have the option to change / modify/ edit / answers already entered any time during the examination.

Procedure for appearing in Computer Based Test (CBT):

(Sample/mock test will be available on NTA website: www.nta.ac.in for hands on practice)

- A computer terminal (node) indicating roll number will be allocated to each candidate. The Candidate has to sit before his /her allocated computer only. Any candidate found to have changed room/hall or the computer on their own other than the one allotted would lead to cancellation of candidature and no plea in this regard would be entertained.
- For login, the candidate will have to enter **login-ID and password**. The computer terminal allotted to the candidate will display WELCOME login screen, Candidate's photograph and subject opted by the candidate.

Candidate Login Page



The screenshot shows the 'Student Login' page of the National Testing Agency. At the top left is the NTA logo with the tagline 'Excellence in Assessment'. To the right of the logo is the text 'Student Login'. Below this is a login form with a blue background. It contains two input fields: 'Username' and 'Password'. Below the password field is an orange 'Login' button.

Candidate Welcome Screen










- After login, the candidate shall be able to see the detailed instructions for the examination. Candidate is advised to go through the instructions carefully regarding the type of questions and marking scheme. At the designated time of start of the examination, the candidate will be able to proceed and see the questions on the computer screen.

General Instruction Page

Please read the Instructions carefully

General Instructions:

1. Total duration of Examination is 60 minutes.
2. The clock will be set at the server. The countdown timer in the top right corner of screen will display the remaining time available for you to complete the examination. When the timer reaches zero, the Examination will end by itself. You will not be required to end or submit your examination.
3. The Questions Palette displayed on the right side of screen will show the status of each question using one of the following symbols:
 -  You have not visited the question yet.
 -  You have not answered the question.
 -  You have answered the question.
 -  You have NOT answered the question but have marked the question for review.
 -  The question(s) "Answered and Marked for Review" will be considered for evaluation.
4. You can click on the ">" arrow which appears to the left of question palette to collapse the question palette thereby maximizing the question window. To view the question palette again, you can click on "<" which appears on the right side of question window.
5. You can click on your "Profile" image on top right corner of your screen to change the language during the exam for entire question paper. On clicking of Profile image you will get a drop-down to change the question content to the desired language.
6. You can click on  to navigate to the bottom and  to navigate to top of the question are, without scrolling.

Navigating a Question:

7. To answer a question, do the following:
 - a. Click on the question number in the Question Palette at the right of your screen to go to that numbered question directly. Note that using this option does NOT save your answer to the current question.
 - b. Click on **Save & Next** to save your answer for the current question and then go to the next question.
 - c. Click on **Mark for Review & Next** to save your answer for the current question, mark it for review, and then go to the next question.

Answering a Question:

8. Procedure for answering a multiple-choice type question:
 - a. To select your answer, click on the button of one of the options.
 - b. To deselect your chosen answer, click on the button of the chosen option again or click on the **Clear Response** button
 - c. To change your chosen answer, click on the button of another option
 - d. To save your answer, you MUST click on the Save & Next button.
 - e. To mark the question for review, click on the Mark for Review & Next button.
9. To change your answer to a question that has already been answered, first select that question for answering and then follow the procedure for answering that type of question.

Navigating through Sections:

10. Sections in this question paper are displayed on the top bar of the screen. Questions in a section can be viewed by click on the section name. The section you are currently viewing is highlighted.
11. After click the Save & Next button on the last question for a section, you will automatically be taken to the first question of the next section.
12. You can shuffle between sections and questions anything during the Examination as per your convenience only during the time stipulated.
13. Candidate can view the corresponding section summery as part of the legend that appears in every section above the question palette.

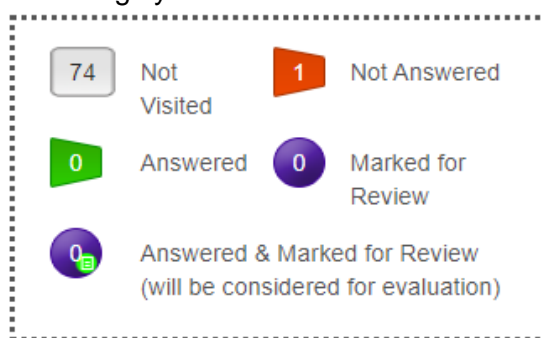
The keyboard attached to the computer, if any, will be disabled during the entire duration of the examination. Depending on the type of question, the answers to questions can either be entered by clicking on the virtual on-screen keyboard (numeric or otherwise) using the computer mouse or by clicking the chosen option(s) using the computer mouse. Candidates will have the option to change/modify answers already entered anytime during the entire duration of the examination.

In case the computer/mouse allotted to any candidate malfunctions anytime during the test, he/she will be immediately allotted another computer system and the time lost due to this will be adjusted in the server so as to give the candidate the full allotted time.

The on-screen computer clock counter of every candidate will be set at the server. The countdown timer in the top right side of computer screen will display the time remaining (in minutes) available for the candidate to complete the examination. When the timer reaches zero, the Examination will end by itself. Candidate will not be required to end or submit the examination.


The screenshot displays the examination interface. At the top, a header bar shows candidate information: Candidate Name: [Your Name], Exam Name: UGC-NET, Subject Name: English-Paper 2-Dec-2019, and Remaining Time: 01:59:39. A language dropdown menu is set to English. Below the header, the main content area displays "Question 1:" with a question: "Which of the following combinations best describes the typical methodology of literary research?". Four options are listed: (1) Direct, empirical and quantitative; (2) Phenomenological, speculative and abstract; (3) Textual, critical and historical; (4) Synoptic, conceptual and speculative. Below the options are radio buttons for each. At the bottom of the question area are buttons for "SAVE & NEXT", "CLEAR", "SAVE & MARK FOR REVIEW", and "MARK FOR REVIEW & NEXT". Below these are navigation buttons: "<< BACK", "NEXT >>", and a green "SUBMIT" button. To the right of the question area is a legend box showing question status: 99 Not Visited, 1 Not Answered, 0 Answered, 0 Marked for Review, and 0 Answered & Marked for Review (will be considered for evaluation). Below the legend is a virtual keyboard with a numeric keypad and a grid of letters.

- (d) The Question Palette displayed on the right side of screen will show the status of each question using one of the following symbols:



The question(s) “Answered and Marked for Review” status for a question indicates that candidate would like to have a relook at that question again. A candidate has the option of answering a question and simultaneously “Marked for Review”, these answers will be considered for evaluation. However, if a candidate has simply put “Marked for Review” for a question without answering it, the corresponding question marked for review without an answer will not be considered for evaluation. It may be noted that a candidate can return to any “Marked for Review” question any time during the Examination by clicking on the corresponding question number icon displayed on the Question Palette of the corresponding section.

- (e) Candidate can click on the “>” arrow which appears to the left of question palette to collapse the question palette thereby maximizing the question viewing window. To view the question palette again, candidate can click on “<” which appears on the right side of question window.
- (f) Candidate can click on to navigate to the bottom and to navigate to the top of the question area, without scrolling. Using the computer mouse the candidate can scroll up and down the question viewing area for viewing the entire question.
- (g) The full paper can be viewed by clicking the “Question Paper” icon on the top right corner of the screen.
- (h) Blank Sheets for doing rough work/calculations shall be provided to the candidates. The Blanks Sheets would have a Header page for the candidates to write down his/her Name and Roll Number. All calculations/writing work are to be done only in the Blank Sheets provided at the centre in the Examination Room/Hall and on completion of the test candidates must hand over the rough sheets to the invigilator on duty in the Room/Hall.
- (i) Navigating a Question To navigate between questions within a Paper, candidate needs to do the following:**
- Click on the question number in the Question Palette at the right of the screen to go to that numbered question directly. Note that using this option does NOT save the answer to the currently displayed question.
 - Click on “Save & Next” to save the answer of any question. Clicking on “Save & Next” will save the answer for the current question and the next question will be displayed on the candidate’s computer screen.
 - Click on “Mark for Review & Next” to mark a question for review (without answering it) and proceed to the next question.



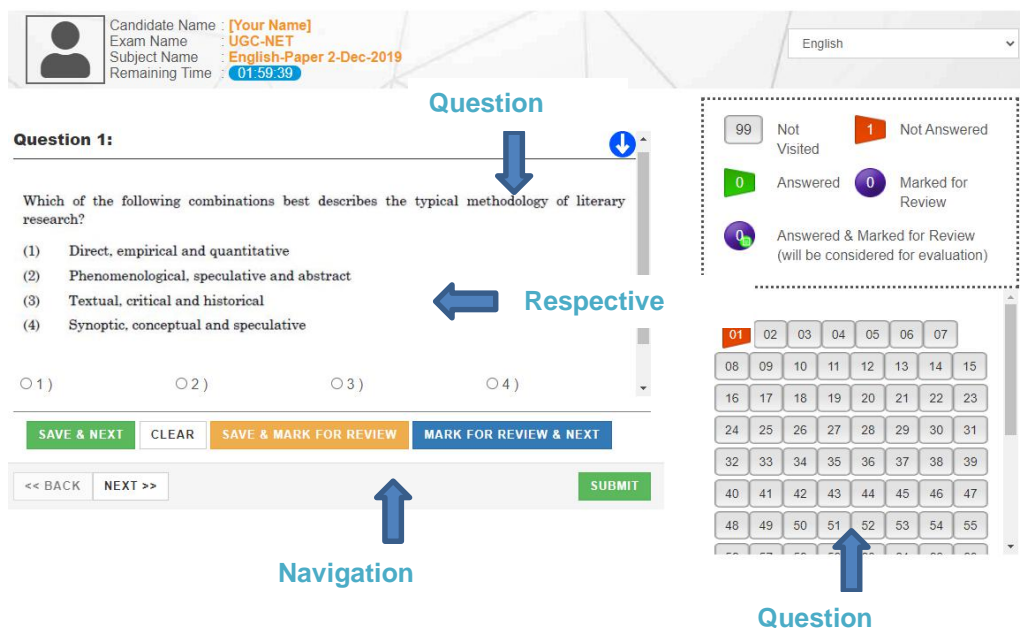
(j) Answering a Question

To navigate between questions within a Paper, candidate needs to do the following:

- (i) Procedure for answering a multiple-choice type question:
 - (a) To select the option(s), click on the corresponding button(s) of the option(s).
 - (b) To deselect the chosen answer, click on the button of the chosen option again or click on the “Clear Response” button.
 - (c) To save the answer, the candidate MUST click on the “Save & Next” button.
 - (d) To mark the question for review (without answering it), click on the “Mark for Review & Next” button.

(k) Navigating through sections:

- (i) Sections in the question paper are displayed on the top bar of the screen. Questions in a section can be viewed by clicking on the section name. The section in which candidate is currently viewing will be highlighted.
- (ii) After clicking the “Save & Next” button on the last question for a section, candidate will automatically be taken to the first question of the next section.
- (iii) Candidate can shuffle between sections and questions within sections anytime during the Examination as per the convenience only during the time stipulated.
- (iv) Candidate can view the corresponding section summary as part of the legend that appears in every section above the question palette.



- (l) Procedure for answering questions that require inputs from on-screen virtual key board (numeric or otherwise):

- (a) Candidate will have to use the on-screen virtual keyboard (that would be displayed just below the question statement of these types of questions) and the attached computer mouse to enter his/her answer in the space provided for answer.

On Screen Virtual Keyboard

The screenshot displays the exam interface. At the top, candidate information is shown: Candidate Name: [Your Name], Exam Name: UGC-NET, Subject Name: English-Paper 2-Dec-2019, and Remaining Time: 01:59:39. The language is set to English. The main area shows 'Question 1' with the text: 'Which of the following combinations best describes the typical methodology of literary research?' and four options: (1) Direct, empirical and quantitative; (2) Phenomenological, speculative and abstract; (3) Textual, critical and historical; (4) Synoptic, conceptual and speculative. Below the question are buttons for 'SAVE & NEXT', 'CLEAR', 'SAVE & MARK FOR REVIEW', and 'MARK FOR REVIEW & NEXT'. At the bottom of the question area are '<< BACK', 'NEXT >>', and 'SUBMIT' buttons. To the right is a 'Question Palette' with a grid of question numbers (01-55) and their status: 'Not Visited', 'Not Answered', 'Answered', 'Marked for Review', and 'Answered & Marked for Review'. Below the palette is a virtual keyboard with standard QWERTY keys and function keys.

- (b) The answer can be changed, if required, anytime during the test. To save the answer, the candidate MUST click on the “Save & Next” button.
- (c) To mark the question for review (without answering it), click on the “Mark for Review & Next” button.

Candidate will have the option to change previously saved answer of any question, anytime during the entire duration of the test. To change the answer to a question that has already been answered, first select the corresponding question from the Question Palette, then click on “Clear Response” to clear the previously entered answer and subsequently follow the procedure for answering that type of question.

(m)ROUGH WORK:

All calculations/writing work are to be done only in the rough sheet provided at the Centre in the Examination Room/Hall and on completion of the test candidates must hand over the rough sheets to the invigilator on duty in the Room/Hall.


Common Services Centres/Facilitation Centres

Candidates, who are not well conversant to submit the online application due to various constraints, can use the services of Common Services Centre, Ministry of Electronics and Information Technology, Government of India under the Digital India initiatives of Hon'ble Prime Minister. The Common Services Centre (CSC) scheme is a part of the ambitious national e-Governance Plan (NeGP) of Government of India and is managed at each village panchayat level by a Village level Entrepreneur (VLE)


There are more than 1.5 lakhs Common Services Centres (CSC) across the country which will provide the desired support to candidates from urban as well as rural areas in online submission of Application Form and payment of fee through e-wallet. The list of the Common Services Centre is available on website: www.csc.gov.in.

Note: *To know nearest Common Services Centre, please open link <http://gis.csc.gov.in/locator/csc.aspx>*

Replica of Application Form

 **Ministry of Education**
Government of India

National Council for Hotel Management Joint Entrance Examination
NCHM-JEE 2023

 **राष्ट्रीय परीक्षा एजेंसी**
National Testing Agency
Excellence in Assessment

Home

Steps to apply online

- ✓ Apply for Online Registration
- ✓ Fill Online Application Form
- ✓ Pay Examination Fee

Application Form: NCHM-JEE 2023

New Registration


Only Registered Candidates Sign In

Application Form: NCHM-JEE 2023

Application No:

Password:

Security Pin as shown below (Case Sensitive):

Security Pin: **Q6785X** 

Sign In

[Forgot Password ?](#) [Forgot Application No ?](#)

Home

Registration

Application Form

Fee Payment

Instructions and Procedure for online submission of Application Form

[Download Information Bulletin](#)

- Please download and read carefully the Information Bulletin and instructions/ procedure given therein and below, before you start filling the Application Form online.
- Candidates can apply for NCHM JEE - 2023 'ON-LINE' only through the official website of NCHM-JEE 2023 (<https://nchmjee.nta.nic.in>)
- Please ensure your eligibility as per the criteria laid down for NCHM JEE - 2023.

4. Examination Fee: The Fee for NCHM -JEE is as follows:

Applied For	Category	Fee Amount
Fee payable for NCHM - 2023	General/ OBC-(NCL) as per Central List	Rs. 1000
	Gen-EWS	Rs. 700
	SC/ST/PwD	Rs. 450
	Transgender	Rs. 450

Processing charges and Goods & Service Taxes (GST) are to be paid by the candidate, as applicable.

The fee may be submitted through Net Banking/Debit Card/Credit Card/UPI/Paytm Services.

5. Application Procedure: Steps to be followed to apply online.

Candidates must read carefully the Instructions (including how to fill up the Application Form online) given in the Information Bulletin available on the NTA Website. Candidates not complying with the Instructions shall be summarily disqualified.

Step 1: Registration Form: Register for the Online Application Form and note down the system-generated Application Number. The candidate should supply the required details while filling the Online Application Form and is also required to create PASSWORD and choose Security Question and enter his/her Answer. After successful submission of the personal details, an Application number will be generated and it will be used to complete the remaining Steps of the Application Form and will also be required for all future reference/correspondence. For subsequent logins, the candidate will be able to login directly with the respective system generated Application Number and created Password

Step 2: Application Form : The Candidates can log in with the system-generated Application Number and pre-created Password for completing the Application Form including filling up of personal details, applying for the Paper, choosing the Examination Cities, providing the details of Educational Qualifications, and uploading the images and documents (if any).

Upload Scanned Images of Candidate's Photograph, Signature, Category Certificate (wherever applicable) and PwD Certificate (wherever applicable) :

- The recent photograph should be either in colour or black & white with 80% face (without mask) visible including ears against a white background.
- Scanned photograph and signature should be in JPG format (clearly legible).
- The size of the scanned photograph should be between 10 kb to 200 kb (clearly legible).
- The size of the scanned signature should be between 4 kb to 30 kb (clearly legible)
- Size of the scanned copy of Category certificate between 10 kb to 300 kb (clearly legible)
- Size of the scanned copy of PwD certificate between 10 kb to 300 kb (clearly legible)

[Note: The Candidate has to upload only his/ her own photograph, signature, and certificate(s) as mentioned above (and not of anybody else) in a correct/proper manner, as the facility for correction will not be given in the future. In case, it is found at any time in the future that the Candidate has used/uploaded the photograph, signature, and certificate(s) of someone else in his/her Application Form/Admit Card, or he/she has tampered his/her Admit Card/Result/Scorecard, these acts of the candidate shall be treated as Unfair Means (UFM) Practices and he/she shall be proceeded with the actions as contemplated under the provisions of the Information Bulletin relating to Unfair Means Practices.

Please check your photograph and signature before submission of the Application Form. In case the photograph or signature is blurred or not visible to identify the identity of the candidate then, the application will be rejected and no option for correction or revision will be permitted.

Step 3: Fee Payment: After completing Step 1 and Step 2, the candidates have to pay the requisite examination fee. The fee can be submitted only online through Net Banking, Credit Card, Debit Card, UPI, or Paytm Services. Processing charges and GST as applicable are chargeable to the candidate (in addition to the examination fee) by the concerned Bank/Payment Gateway Integrator.

The Confirmation Page of the online Application Form will be generated only after successful payment by the Candidate. In case the Confirmation Page is not generated after payment of fee, then the candidate may have to approach the concerned Bank/Payment Gateway (in the helpline number and e-mail given in the Information Bulletin) for ensuring the successful payment or for obtaining the refund of duplicate / multiple payments).

6. Important Instruction about PASSWORD

- During online form filling, the candidate will be required to choose PASSWORD and Security Question and its Answer. The candidate is advised to record/remember their password for all future logins.
- For subsequent logins, the candidate will be able to login directly with their respective system-generated Application Number and the chosen Password.
- The candidate is advised not to disclose or share their password with anybody. Neither NTA nor NIC will be responsible for the violation or misuse of the password of a candidate.
- Candidates can change his/her passwords after login if desired.
- Candidates should remember to log out at the end of their session so that the particulars of the candidate cannot be tampered with or modified by unauthorized persons.

The Password must be as per the following Password policy.

- Password must be 8 to 13 characters long.
- Password must have at least one Upper case alphabet.
- Password must have at least one Lower case alphabet.
- Password must have at least one numeric value.
- Password must have at least one special character eg. !@#%*^&*+.

7. How to reset your Password : The following options are available to reset Password

- Using Security Question and its Answer you have chosen during Form filling.
- Using a verification code sent via text message (SMS) to your Registered Mobile No.
- Using a reset link sent via Email to your Registered Email address.

8. The Application Number printed on the computer-generated Confirmation Page must be mentioned in all such correspondences. It is therefore essential to note down the application number printed on the Confirmation Page.

- I have downloaded the Information Bulletin of NCHM-JEE 2023, read and understood all the Instructions therein as well as those mentioned above, and fill up the online Application Form for the NCHM-JEE 2023 accordingly.

[Click here to Proceed](#)

Home

Personal Details

Candidate's Name	Test A		
Father/Guardian Name	Test B		
Mother/Guardian Name	Test C		
Date of Birth	01	January (01)	1992
Gender	Male		
Type of Identification	Any Other Valid Govt. Identity with photograph		
Enter Valid Govt. Identity Number	12354566		

Present Address

Premises No/ Name	505		
Sub-Locality(Optional)			
Locality	Delhi		
Country	India		
State	DELHI		
District	CENTRAL DELHI		
Pin Code	110020		
Email Address	Test@gmail.com		
Confirm Email Address	Test@gmail.com		
Mobile Number	91	XXXXXXXXXX	
Confirm Mobile Number	91	XXXXXXXXXX	
Land Line No. with STD code or any other Contact No. (Optional)			

Permanent Address

Same As Present Address


Premises No/ Name	444		
Sub-Locality(Optional)			
Locality	Mirzapur		
Country	India		
State	HARYANA		
District	FARIDABAD		
Pin Code	245215		

Choose Password

Password
Confirm Password
Security Question	What is the registration number of your first wife
Security Answer


Security Pin

Enter security pin (case sensitive)	VC3824
Security Pin	VC3824
	<input type="button" value="Submit"/>



Ministry of Education
Government of India

National Council for Hotel Management Joint Entrance Examination
NCHM-JEE 2023



राष्ट्रीय परीक्षा एजेंसी
National Testing Agency

[Home](#)

Review Page - Online Registration Form

Review the following particulars carefully. If you would like to change any particulars entered, you may do so by pressing **EDIT REGISTRATION FORM** button or press **Submit and Send OTP** button.

Personal Details

Candidate's Name:	TEST A	Father/Guardian Name:	TEST B
Mother/Guardian Name:	TEST C	Date of Birth:	01-01-1992
Gender :	Male	Type of Identification:	Any Other Valid Govt Identity with photograph
Any Other Valid Govt Identity with photograph:	12354566		

Present Address

Premises No/ Name:	505	Sub-Locality(Optional):	
Locality:	Delhi	Country:	India
State:	DELHI	District:	CENTRAL DELHI
Pin Code:	110020	Email Address:	XXXXXXXXXX
Mobile Number :			

Permanent Address

Premises No/ Name:			
Locality:			
State:	HARYANA	District:	FARIDABAD
Pin Code:	245215		

Account Details

Security Question: What is the registration number of your first vehicle ?	Security Answer: (Not shown due to security reasons)	Password: (Not shown due to security reasons)
--	--	---

Particulars checklist to be verified

Kindly verify all the particulars listed below carefully and ensure you have filled correct information. No Change will be permitted once Registration Form is Submitted or at any later stage of the examination.


My Name
 Father Name
 Mother Name
 Date of Birth
 Gender
 Address
 Mobile Number
 Email ID

Declaration

I hereby declare that I have filled up this online application after carefully reading the Information Bulletin and fully understanding the provisions/ procedures mentioned therein. I further declare that all the particulars given by me in this application are true to the best of my knowledge and belief. I agree that my Result may be withheld/ not declared/ my candidature may automatically stand cancelled. In case it is found at any point of time in future that false information has been furnished in this application, I shall abide by these terms and conditions as well as those laid down in the Information Bulletin, Public Notices and Advisories issued by NTA regarding this exam from time to time.


I Agree

EDIT Registration Form
Submit and Send OTP



Ministry of Education
Government of India

National Council for Hotel Management Joint Entrance Examination
NCHM-JEE 2023



राष्ट्रीय परीक्षा एजेंसी
National Testing Agency

[Home](#)

Review Page - Online Registration Form

Review the following particulars carefully. If you would like to change any particulars entered, you may do so by pressing **EDIT REGISTRATION FORM** button or press **Submit and Send OTP** button.

Personal Details

Candidate's Name:	TEST A	Father/Guardian Name:	TEST B
Mother/Guardian Name:	TEST C	Date of Birth:	01-01-1992
Gender :	Male	Type of Identification:	Any Other Valid Govt Identity with photograph
Any Other Valid Govt Identity with photograph:	12354566		

Present Address

Premises No/ Name:	505	Sub-Locality(Optional):	
Locality:	Delhi	Country:	India
State:	DELHI	District:	CENTRAL DELHI
Pin Code:	110020	Email Address:	XXXXXXXXXX
Mobile Number :	91		

Permanent Address

Premises No/ Name:	444		
Locality:	Mirzapur		
State:	HARYANA	District:	FARIDABAD
Pin Code:	245215		

Account Details

Security Question: What is the registration number of your first vehicle ?	Security Answer: (Not shown due to security reasons)	Password: (Not shown due to security reasons)
--	--	---

Particulars checklist to be verified

Kindly verify all the particulars listed below carefully and ensure you have filled correct information. No Change will be permitted once Registration Form is Submitted or at any later stage of the examination.

My Name
 Father Name
 Mother Name
 Date of Birth
 Gender
 Address
 Mobile Number
 Email ID

Declaration

I hereby declare that I have filled up this online application after carefully reading the Information Bulletin and fully understanding the provisions/ procedures mentioned therein. I further declare that all the particulars given by me in this application are true to the best of my knowledge and belief. I agree that my Result may be withheld/ not declared/ my candidature may automatically stand cancelled. In case it is found at any point of time in future that false information has been furnished in this application, I shall abide by these terms and conditions as well as those laid down in the Information Bulletin, Public Notices and Advisories issued by NTA regarding this exam from time to time.

I Agree

EDIT Registration Form
Submit and Send OTP

Review Page - Online Registration Form

press 'Submit-Registration Form' button for final submission.

Personal Details

Candidate's Name:	TEST A	Father/Guardian Name:	TEST B
Mother/Guardian Name:	TEST C	Date of Birth:	01-01-1992
Gender :	Male	Type of Identification:	Any Other Valid Govt Identity with photograph
Any Other Valid Govt Identity with photograph:	12354566		

Present Address

Premises No/ Name:	505	Sub-Locality(Optional):	
Locality:	Delhi	Country:	India
State:	DELHI	District:	CENTRAL DELHI
Pin Code:	110020	Email Address:	XXXXXXXXXX
Mobile Number :	91-XXXXXXXXXX	Land Line No. with STD code or any other Contact No.(Optional):	--

Permanent Address

Premises No/ Name:	444	Sub-Locality(Optional):	
Locality:	Mirjapur	Country:	India
State:	HARYANA	District:	FARIDABAD
Pin Code:	245215		

Account Details

Security Question:	What is the registration number of your first vehicle ?	Security Answer:	(Not shown due to security reasons)	Password:	(Not shown due to security reasons)
--------------------	---	------------------	-------------------------------------	-----------	-------------------------------------

System just sent an OTP via text message (SMS) to Given Mobile No.

Enter One Time Password(OTP) (Sent on Given Mobile No. - 8376940054)

693136

Note: Didn't get the OTP on Mobile ? Sometimes it can take few minutes. If You haven't received OTP, Click **Resend OTP** to resend One Time Password (OTP) to your given Mobile No.

Submit-Registration Form

Activities

<input checked="" type="radio"/> Registration Form	
<input type="radio"/> Application Form	
<input type="radio"/> Fee Payment	
Verify Mobile No. & Email Id	
<input checked="" type="radio"/> Mobile No - Verified	
<input type="radio"/> Verify Email Id	

Current Status

Registration Form	Completed
Application Form	Incomplete
Fee Payment	Incomplete
Your registration for National Council for Hotel Management Joint Entrance Examination NCHM-JEE 2023 is complete. Your application form will remain incomplete till you fill all the fields of application form and pay the fee. Please note down the Application No. for future references.	
Application Number : 230610000016	
Kindly fill application form by clicking on the button below.	
<p>Complete Application Form</p>	

Application Form Steps

- Contact Details
- Personal Detail
- Aadhaar Details
- Apply For & Exam Center Details
- Qualification Details
- Document Upload
- Final Submit

Application Status

Contact Details	Completed
Personal Detail	Incomplete
Aadhaar Details	Incomplete
Apply For & Exam Center Details	Incomplete
Qualification Details	Incomplete
Document Upload	Incomplete
Final Submit	Incomplete

Application Number : 230610000016

Click on button below to proceed further and complete your application form.

Personal Detail

Application Form Steps

- Contact Details
- Personal Detail
- Aadhaar Details
- Apply For & Exam Center Details
- Qualification Details
- Document Upload
- Final Submit

Personal Details

Candidate's Name: TEST A

Date of Birth: 01 Jan 1992

Gender: Male

Father/Guardian Name: TEST B

Mother/Guardian Name: TEST C

Nationality: Indian

State of Residence: DELHI (NCT)

Category: SC

Sub Category: Not Applicable

Are you a PwD candidate as per the provisions of the RPwD ACT, 2016? Yes - 40% or more (benchmark disability)

Type of Disability: Locomotor disability as specified in the Schedule of RPwD Act, 2016

Do you need scribe (as per the criteria mentioned in the information Bulletin)? Yes - I request NTA to provide a scribe

Percentage of disability: 50

Annual Family Income: UPTO 100000

Ward of Kashmiri Migrants or Ward of Kashmiri Pandits / Kashmiri Hindu Families (Non-Migrants) living in Kashmir valley: Yes

Place of class 12th / Qualifying Examination Schooling: Town

Whether English is one of the compulsory Subject in Class 12th?: Yes

Type of Institution of Class 12th/Qualifying Examination: Government School

Security Pin

Enter security pin (case sensitive)

Security Pin

LP3237

Save & Next

Ministry of Education Government of India National Council for Hotel Management Joint Entrance Examination NCHM-JEE 2023 राष्ट्रीय परीक्षा एजेंसी National Testing Agency

Home Change Password Logout Name: Test A Application No: 230610000016

Application Form Steps

- Contact Details
- Personal Detail**
- Aadhaar Details
- Apply For & Exam Center Details
- Qualification Details
- Document Upload
- Final Submit

Personal Details

Candidate's Name: TEST A

Date of Birth: 01 Jan 1992

Gender: Male

Father/Guardian Name: TEST B

Confirm !!

Are you sure you want to submit this section ?

Yes No

Category: B

Sub Category: Not Applicable

Are you a PwD candidate as per the provisions of the RPwD Act 2016 ? Yes - 40% or more (benchmark disability)

Type of Disability: Locomotor disability as specified in the Schedule of RPwD Act, 2016

Do you need scribe (as per the criteria mentioned in the Information Bulletin) ? Yes - I request NTA to provide a scribe

Percentage of disability: 50

Annual Family Income: LUPTD 100000

Ward of Kashmiri Migrants or Ward of Kashmiri Pandits / Kashmiri Hindu Families (Non-Migrants) living in Kashmir Valley: Yes

Ministry of Education Government of India National Council for Hotel Management Joint Entrance Examination NCHM-JEE 2023 राष्ट्रीय परीक्षा एजेंसी National Testing Agency

Home Change Password Logout Name: TEST A Application No: 230610000016

Application Form Steps

- Contact Details
- Personal Detail
- Aadhaar Details**
- Apply For & Exam Center Details
- Qualification Details
- Document Upload
- Final Submit

आधार विवरण (Aadhaar Details)

Do you have Aadhaar Number? क्या आपके पास आधार नंबर है?

--Select--

Submit

Ministry of Education Government of India National Council for Hotel Management Joint Entrance Examination NCHM-JEE 2023 राष्ट्रीय परीक्षा एजेंसी National Testing Agency

Home Change Password Logout Name: TEST A Application No: 230610000016

Application Form Steps

- Contact Details
- Personal Detail
- Aadhaar Details
- Apply For & Exam Center Details**
- Qualification Details
- Document Upload
- Final Submit

Applying for

Course: NCHM JEE

Question Paper Medium: English

1st Choice for Exam City: ASSAM DIBRUGARH

2nd Choice for Exam City: DELHI (NCT) DELHI

3rd Choice for Exam City: TAMIL NADU TIRUCHIRAPPALLI

4th Choice for Exam City: CHHATTISGARH RAIPUR

Father/Guardian Occupation: AGRICULTURE

Father/Guardian Qualification: MATRICULATE

Mother/Guardian Occupation: OTHERS (INCLUDING HOUSE WIFE)

Mother/Guardian Qualification: MATRICULATE

Security Pin

Enter security pin (case sensitive)

Security Pin: 85427D

Save & Next

Ministry of Education Government of India National Council for Hotel Management Joint Entrance Examination NCHM-JEE 2023 राष्ट्रीय परीक्षा एजेंसी National Testing Agency

Home Change Password Logout Name: TEST A Application No: 23061000016

Application Form Steps

- Contact Details
- Personal Detail
- Aadhaar Details
- Apply For & Exam Center Details**
- Qualification Details
- Document Upload
- Final Submit

Applying for

Course: NCHM JEE
 Question Paper Medium: English
 1st Choice for Exam City: ASSAM
 2nd Choice for Exam City: DELHI (NCT)

Exam Centers: DIBRUGARH, DELHI, TIRUCHIRAPPALLI, RAIPUR

Mother/Guardian Occupation: OTHERS (INCLUDING HOUSE WIFE)
 Mother/Guardian Qualification: MATRICULATE

Security Pin: Enter security pin (case sensitive): NTA022
 Security Pin: 85427D

Confirm !!
 Are you sure you want to submit this section ?
 Yes No

Save & Next

Ministry of Education Government of India National Council for Hotel Management Joint Entrance Examination NCHM-JEE 2023 राष्ट्रीय परीक्षा एजेंसी National Testing Agency

Home Change Password Logout Name: TEST A Application No: 23061000016

Application Form Steps

- Contact Details
- Personal Detail
- Aadhaar Details
- Apply For & Exam Center Details
- Qualification Details**
- Document Upload
- Final Submit

Details of Academic Qualification

10th or equivalent Qualification Details

Pass Status: Passed
 Year of Passing/appearing: 2015
 Name of Examination: 10th or Equivalent
 Name of Board/University: CENTRAL BOARD OF SECONDARY EDUCATION
 Result Mode: CGPA
 Maximum Grade Point: 9
 CGPA Obtained: 6
 CGPA: 6.67

12th or equivalent Qualification Details

Pass Status: Passed
 Year of Passing/appearing: 2019
 Name of Examination: Class 12th or equivalent
 Name of Board/University: BHAR SCHOOL EXAMINATION BOARD
 Result Mode: Percentage
 Total Marks: 500
 Obtained Marks: 300
 Marks(%): 60.00

Security Pin: Enter security pin (case sensitive):
 Security Pin: YN9558

Save & Next

Ministry of Education Government of India National Council for Hotel Management Joint Entrance Examination NCHM-JEE 2023 राष्ट्रीय परीक्षा एजेंसी National Testing Agency

Home Change Password Logout Name: TEST A Application No: 23061000016

Application Form Steps

- Contact Details
- Personal Detail
- Aadhaar Details
- Apply For & Exam Center Details
- Qualification Details**
- Document Upload
- Final Submit

Details of Academic Qualification

10th or equivalent Qualification Details

Pass Status: Passed
 Year of Passing/appearing: 2015
 Name of Examination: 10th or Equivalent
 Name of Board/University: CENTRAL BOARD OF SECONDARY EDUCATION
 Result Mode: CGPA
 Maximum Grade Point: 9
 CGPA Obtained: 6
 CGPA: 6.67

12th or equivalent Qualification Details

Pass Status: Passed
 Year of Passing/appearing: 2019
 Name of Examination: Class 12th or equivalent
 Name of Board/University: BHAR SCHOOL EXAMINATION BOARD
 Result Mode: Percentage
 Total Marks: 500
 Obtained Marks: 300
 Marks(%): 60.00

Security Pin: Enter security pin (case sensitive): NTA022
 Security Pin: YN9558

Confirm !!
 Are you sure you want to submit this section ?
 Yes No

Save & Next

Application Form Steps

- Contact Details
- Personal Detail
- Aadhaar Details
- Apply For & Exam Center Details
- Qualification Details
- Document Upload
- Final Submit

Document Upload

S.No.	Required Document	Document Specifications	Upload	Action	View
1	Photograph	Document Format: JPG Min Size (KB): 10 Max Size (KB): 200	<input type="button" value="Choose File"/> No file chosen		Uploaded Document
2	Signature	Document Format: JPG Min Size (KB): 4 Max Size (KB): 30	<input type="button" value="Choose File"/> No file chosen		Uploaded Document
3	Category Certificate	Document Format: PDF Min Size (KB): 10 Max Size (KB): 300	<input type="button" value="Choose File"/> No file chosen		Uploaded Document
4	Type of Disability (PwD) Certificate	Document Format: PDF Min Size (KB): 10 Max Size (KB): 300	<input type="button" value="Choose File"/> No file chosen		Uploaded Document

Security Pin

Enter Security Pin (case sensitive)

67166Y

Save & Next

Application Form Steps

- Contact Details
- Personal Detail
- Aadhaar Details
- Apply For & Exam Center Details
- Qualification Details
- Document Upload
- Final Submit

Document Upload

S.No.	Required Document	Document Specifications	Upload	Action	View
1	Photograph	Document Format: JPG Min Size (KB): 10 Max Size (KB): 200	<input type="button" value="Choose File"/> No file chosen		Uploaded Document
2	Signature	Document Format: JPG Min Size (KB): 4 Max Size (KB): 30	<input type="button" value="Choose File"/> No file chosen		Uploaded Document
3	Category Certificate	Document Format: PDF Min Size (KB): 10 Max Size (KB): 300	<input type="button" value="Choose File"/> No file chosen		Uploaded Document
4	Type of Disability (PwD) Certificate	Document Format: PDF Min Size (KB): 10 Max Size (KB): 300	<input type="button" value="Choose File"/> No file chosen		Uploaded Document

Security Pin

Enter Security Pin (case sensitive)

NTA022

67166Y

Save & Next

Confirm !!

Do you wish to submit Document form finally ?

Yes No

Application Form Steps

- Contact Details
- Personal Detail
- Aadhaar Details
- Apply For & Exam Center Details
- Qualification Details
- Document Upload
- Final Submit

Review Page - Online Application Form

Review the following particulars carefully. If you would like to change any particulars entered, you may do so by using 'Left Links' button or press 'FINAL SUBMISSION OF APPLICATION' button for final submission.

Personal Details

Candidate's Name: TEST A

Date of Birth: 01-01-1992

Review Page !! Close

Please review the following information before 'FINAL SUBMIT'

If you would like to change any information, please use the links provided on the 'left menu bar'

Sub Category: Not Applicable

Are you a PwD candidate as per the provisions of the RPwD Act 2016?: Yes - 40% or more (benchmark disability)

Type of Disability: Locomotor disability as specified in the Schedule of RPwD Act, 2016

Do you need scribe (as per the criteria mentioned in the Information Bulletin)?: Yes - I request NTA to provide a scribe

Percentage of disability: 50

Annual Family Income: LPTD 100000

Nationality: indian

Ward of Kashmiri Migrants or Ward of Kashmiri Pandits / Kashmiri Hindu Families (Non-Migrants) living in Kashmir Valley: Yes

Place of class 12th / Qualifying Examination Schooling: Town

Whether English is one of the compulsory Subject in Class 12th: Yes

Type of Institution of Class 12th/Qualifying Examination: Government School

Application Form Steps

- Contact Details
- Personal Detail
- Aadhaar Details
- Apply For & Exam Center Details
- Qualification Details
- Documents Upload
- Final Submit

Review Page - Online Application Form

Review the following particulars carefully. If you would like to change any particulars entered, you may do so by using 'Left Links' button or press 'FINAL SUBMISSION OF APPLICATION' button for final submission.

Personal Details

Candidate's Name:	TEST A
Date of Birth:	01-01-1992
Gender:	Male
Father/Guardian Name:	TEST B
Mother/Guardian Name:	TEST C
State of Residence :	DELHI (NCT)
Category:	SC
Sub Category:	Not Applicable
Are you a PwD candidate as per the provisions of the RPwD Act 2016 ?:	Yes - 40% or more (benchmark disability)
Type of Disability:	Locomotor disability as specified in the Schedule of RPwD Act, 2016
Do you need scribe (as per the criteria mentioned in the Information Bulletin) ?:	Yes - I request NTA to provide a scribe
Percentage of disability:	50
Annual Family Income:	UPTO 100000
Nationality:	Indian
Ward of Kashmiri Migrants or Ward of Kashmiri Pandits / Kashmiri Hindu Families (Non-Migrants) living in Kashmir Valley:	Yes
Place of class 12th / Qualifying Examination Schooling:	Town
Whether English is one of the compulsory Subject in Class 12th:	Yes
Type of Institution of Class 12th/Qualifying Examination:	Government School

Aadhaar NOT Available

Aadhaar Number --

Applying for

Course:	NCHM JEE
Question Paper Medium:	English
1st Choice for Exam City:	DIBRUGARH (ASSAM)
2nd Choice for Exam City:	DELHI (DELHI (NCT))
3rd Choice for Exam City:	TIRUCHIRAPPALLI (TAMIL NADU)
4th Choice for Exam City:	RAIPUR (CHHATTISGARH)
Father/Guardian Occupation:	AGRICULTURE
Father/Guardian Qualification:	MATRICULATE
Mother/Guardian Occupation:	OTHERS (INCLUDING HOUSE WIFE)
Mother/Guardian Qualification:	MATRICULATE

10th or equivalent Qualification Details

Pass Status :	Passed	Year of Passing/appearing :	2015
Name of Examination :	10th or Equivalent	Name of Board/University :	CENTRAL BOARD OF SECONDARY EDUCATION
Result Mode :	CGPA	Maximum Grade Point :	9
CGPA Obtained :	6	CGPA :	6.67

12th or equivalent Qualification Details

Pass Status :	Passed	Year of Passing/appearing :	2019
Name of Examination :	Class 12th or equivalent	Name of Board/University :	BIHAR SCHOOL EXAMINATION BOARD
Result Mode :	Percentage	Obtained Marks :	300
Total Marks :	500	Marks(%) :	60





Present Address

Premises No/ Name	505
Sub-Locality	
Locality	DELHI
Country	India
State	DELHI
District	CENTRAL DELHI
Pin Code	110020
Email Address	XXXXXXXXXX
Mobile Number	XXXXXXXXXX
Land Line No. with STD code or any other Contact No. (Optional)	NA

Permanent Address

Premises No/ Name	444
Sub-Locality	
Locality	MIRJAPUR
Country	India
State	HARYANA
District	FARIDABAD
Pin Code	245215

Upload Scanned Files

Sr.No	Document	Display
1	Photograph	
2	Signature	
3	Category Certificate	
4	Type of Disability (PwD) Certificate	

Particulars checklist to be verified

Kindly verify all the particulars listed below carefully. Once submitted Application Form finally, changes can not be made.


- My Name
- Date of Birth
- Person with Disability (PwD)
- Father Name
- Gender
- Examination Cities
- Mother Name
- Category
- Educational Details

Declaration

I hereby declare that I have filled up this online application after carefully reading the Information Bulletin and fully understanding the provisions/ procedures mentioned therein. I further declare that all the particulars given by me in this application are true to the best of my knowledge and belief. I agree that my Result may be withheld/ not declared/ my candidature may automatically stand cancelled, in case it is found at any point of time in future that false information has been furnished in this application. I shall abide by these terms and conditions as well as those laid down in the Information Bulletin, Public Notices and Advisories issued by NTA regarding this exam from time to time.


I Agree

Final Submission of Application



Ministry of Education
Government of India

National Council for Hotel Management Joint Entrance Examination
NCHM-JEE 2023



राष्ट्रीय परीक्षा एजेंसी
National Testing Agency

Home | Change Password | Register Query | Logout

Name: TEST A | Application No: 230610000016

Activities

- Registration Form
- View Application Form
- Fee Payment

Verify Mobile No. & Email Id

- Mobile No.-Verified
- Verify Email Id

Current Status

Registration Form	Completed
Complete Application Form	Completed
Fee Payment	Incomplete

You have submitted application form for National Council for Hotel Management Joint Entrance Examination NCHM-JEE 2023.
 Your application will be considered complete only after successful payment of application fee.
After payment of fee, you will not be able to edit the filled application details and documents uploaded.
 You are required to pay the fee Rs. 450/-.
 Application Number - 230610000016

Edit Application Form
Your Email Id yet to be verified. Click here to verify your Email Id first.

[Send Confirmation Page to Sandes Account](#)[Email Confirmation Page](#)[Download Confirmation Page](#)[Back](#)[Confirmation Page](#)

Application No.	230610000010		-
DO NOT SEND THIS PAGE TO NATIONAL TESTING AGENCY (NTA).			
CANDIDATE IS REQUESTED TO RETAIN THE PRINTOUT OF CONFIRMATION PAGE FOR FUTURE REFERENCE.			

Personal Details

Aadhaar	Not Available	Aadhaar Number	--
Candidate's Name	TEST	Date of Birth	01-01-1988
Mother/Guardian Name	TEST M	Gender	Male
Father/Guardian Name	TEST F	Nationality	Indian
Category	SC		
Sub Category	Not Applicable		
Are you a PwD candidate as per the provisions of the RPwD Act 2016 ?			
Type of Disability			
Do you need scribe (as per the criteria mentioned in the Information Bulletin) ?			
Percentage of disability			
State of Residence	DELHI (NCT)		
Annual Family Income	UPTO 100000		
Ward of Kashmiri Migrants or Ward of Kashmiri Pandits / Kashmiri Hindu Families (Non-Migrants) living in Kashmir Valley:	Yes		
Place of class 12th / Qualifying Examination Schooling:	Town		
Whether English is one of the compulsory Subject in Class 12th?:	Yes		
Type of Institution of Class 12th/Qualifying Examination:	Government School		



Applying for

Course	<input checked="" type="checkbox"/> NCHM JEE
Father/Guardian Occupation	BUSINESS
Father/Guardian Qualification	ILLITERATE
Mother/Guardian Occupation	AGRICULTURE
Mother/Guardian Qualification	ILLITERATE
Question Paper Medium	Hindi
1st Choice for Exam City	DELHI (NCT) - DELHI
2nd Choice for Exam City	UTTAR PRADESH - AGRA
3rd Choice for Exam City	UTTARAKHAND - DEHRADUN
4th Choice for Exam City	UTTARAKHAND - ROORKEE

Present Address

Premises No/ Name, Sub-Locality, Locality	454, DELHI, DELHI
District, State, Country, Pin Code	CENTRAL DELHI, DELHI, India, 110020
Email Address	XXXXXXXXXXXX
Mobile Number	XXXXXXXXXXXX
Land Line No. with STD code or any other Contact No. (Optional)	NA

Images Uploaded by Candidate

Photo	Signature
	

Fee Payment Details

Activity	Application No	Reference No	Transaction Date	Amount	Customer ID	Payment Mode
Application fee	230610000010	XHMP0981644339	31/01/2023 16:55:41	1	23061000001001904	EPG

Annexure IX

Certificate for person with specified disability covered under the definition of Section 2 (s) of the RPwD Act, 2016 but not covered under the definition of Section 2(r) of the said Act, i.e. persons having less than 40% disability and having difficulty in writing

1. This is to certify that, we have examined Mr/Ms/Mrs(name of the candidate), S/o of /D/o a resident of (Vill/PO/PS/District/State), aged.....yrs, a person with..... (nature of disability/condition), and to state that he/she has limitation which hampers his/her writing capability owing to his/her above condition. He/ she requires support of scribe for writing the examination.

2. The above candidate uses aids and assistive device such as prosthetics & orthotics, hearing aid (name to be specified) which is/are essential for the candidate to appear at the examination with the assistance of scribe.

3. This certificate is issued only for the purpose of appearing in written examinations conducted by recruitment agencies as well as academic institutions and is valid upto (it is valid for maximum period of six months or less as may be certified by the medical authority)

Signature of Medical Authority

(Signature & Name)	(Signature & Name)	(Signature & Name)	(Signature & Name)	(Signature & Name)
Orthopaedic/ PMR specialist	Clinical Psychologist/Rehabilitation Psychologist/Psychiatrist/ Special Educator	Neurologist (if available)	Occupational Therapist (if available)	Other Expert as nominated By the Chairperson (if any)
(Signature & Name)				
Chief Medical Officer/Civil Surgeon/Chief District Medical Officer.....Chairperson				

Name of Government Hospital/Health _____

Care Centre with Seal _____

Place:

Date:

Annexure X

Letter of Undertaking by the person with specified disability covered under the definition of Section 2 (s) of the RPwD Act, 2016 but not covered under the definition of Section 2(r) of the said Act, i.e. persons having less than 40% disability and having difficulty in writing

1. I _____, a candidate with _____ (nature of disability/condition) appearing for the _____ (name of the examination) bearing Roll No. _____ at _____ (name of the centre) in the District _____, _____ (name of the State). My educational qualification is _____.
2. I do hereby state that _____ (name of the scribe) will provide the service of the scribe for the undersigned for taking the aforementioned examination.
3. I do hereby undertake that his qualification is _____. In case, subsequently it is found that his qualification is not as declared by the undersigned and is beyond my qualification. I shall forfeit my right to the post or certificate/diploma/degree and claims relating thereto.

(Signature of the candidate)

(counter signature by the parent/guardian, if the candidate is minor)

Place:

Date:



011-40759000

011-69227700

Information Bulletin



National Testing Agency

(An autonomous organization under the Department of Higher Education, Ministry of Education, Government of India)

Address for Correspondence
First Floor, NSIC-MDBP Building,
Okhla Industrial Estate, New Delhi - 110020

Help Line: For Technical support, contact following
during working days between 10.00 a.m. and 5.00 p.m.

E-mail: nchm@nta.ac.in

www.nta.ac.in
www.nchmjee.nta.nic.in